

For Research Use Only

Thioredoxin Recombinant antibody, PBS Only

Catalog Number: 82765-1-PBS



Basic Information

Catalog Number: 82765-1-PBS	GenBank Accession Number: BC003377	Purification Method: Protein A purification
Size: 100ug , Concentration: 1mg/ml by Nanodrop;	GeneID (NCBI): 7295	CloneNo.: 7G10
Source: Rabbit	UNIPROT ID: P10599	
Isotype: IgG	Full Name: thioredoxin	
Immunogen Catalog Number: AG6989	Calculated MW: 12 kDa	
	Observed MW: 12 kDa	

Applications

Tested Applications:
WB, IHC, Indirect ELISA

Species Specificity:
human

Background Information

TXN, TRDX, TRX, TRX1, ADF and SASP, belongs to the thioredoxin family. It participates in various redox reactions through the reversible oxidation of its active center dithiol to a disulfide and catalyzes dithiol-disulfide exchange reactions. TXN plays a role in the reversible S-nitrosylation of cysteine residues in target proteins, and thereby contributes to the response to intracellular nitric oxide. Nitrosylates the active site Cys of CASP3 in response to nitric oxide (NO), and thereby inhibits caspase-3 activity. TXN induces the FOS/JUN AP-1 DNA-binding activity in ionizing radiation (IR) cells through its oxidation/reduction status and stimulates AP-1 transcriptional activity.

Storage


Storage:
Store at -80°C.

Storage Buffer:
PBS Only

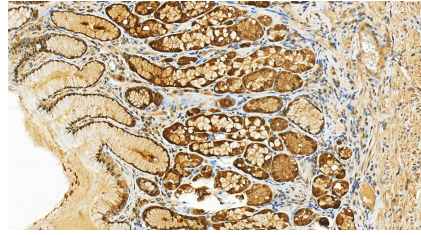
For technical support and original validation data for this product please contact:
T: 1 (888) 4PTGLAB (1-888-478-4522) (toll free in USA), or 1(312) 455-8498 (outside USA) E: proteintech@ptglab.com
W: ptglab.com

This product is exclusively available under Proteintech Group brand and is not available to purchase from any other manufacturer.

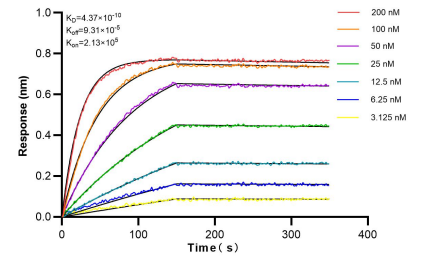
Selected Validation Data



Various lysates were subjected to SDS PAGE followed by western blot with 82765-1-RR (Thioredoxin antibody) at dilution of 1:10000 incubated at room temperature for 1.5 hours. This data was developed using the same antibody clone with 82765-1-PBS in a different storage buffer formulation.



Immunohistochemical analysis of paraffin-embedded human stomach tissue slide using 82765-1-RR (Thioredoxin antibody) at dilution of 1:2000 (under 20x lens). Heat mediated antigen retrieval with Tris-EDTA buffer (pH 9.0). This data was developed using the same antibody clone with 82765-1-PBS in a different storage buffer formulation.



Bi-layer interferometry (BLI) kinetic assays of 82765-1-RR against Human Thioredoxin were performed. The affinity constant is 0.437 nM.