

For Research Use Only

RHOA Recombinant antibody

Catalog Number: 82760-2-RR **Featured Product**



Basic Information

Catalog Number: 82760-2-RR	GenBank Accession Number: BC005976	Purification Method: Protein A purification
Size: 100ul , Concentration: 1000 µg/ml by Nanodrop;	GeneID (NCBI): 387	CloneNo.: 240880E5
Source: Rabbit	UNIPROT ID: P61586	Recommended Dilutions: WB 1:5000-1:50000 IF/ICC 1:200-1:800
Isotype: IgG	Full Name: ras homolog gene family, member A	
Immunogen Catalog Number: AG1141	Calculated MW: 22 kDa	
	Observed MW: 22 kDa	

Applications

Tested Applications:

WB, IF/ICC, ELISA

Species Specificity:

human, mouse, rat

Positive Controls:

WB : HUVEC cells, HEK-293 cells, HeLa cells, HL-60 cells, NIH/3T3 cells, mouse brain tissue, rat brain tissue

IF/ICC : HeLa cells,

Background Information

RhoA is a member of the Rho family of small GTPases, which cycle between inactive GDP-bound and active GTP-bound states and function as molecular switches in signal transduction cascades. Rho proteins promote reorganization of the actin cytoskeleton and regulate cell shape, attachment, and motility. Overexpression of RhoA is associated with tumor cell proliferation and metastasis. RhoA signalling is critical to many cellular processes including migration, mechanotransduction, and is often disrupted in carcinogenesis.

Storage

Storage:

Store at -20°C. Stable for one year after shipment.

Storage Buffer:

PBS with 0.02% sodium azide and 50% glycerol pH 7.3.

Aliquoting is unnecessary for -20°C storage

*** 20ul sizes contain 0.1% BSA

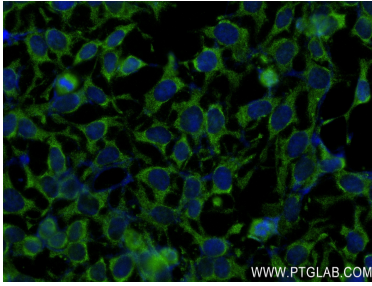
For technical support and original validation data for this product please contact:

T: 1 (888) 4PTGLAB (1-888-478-4522) (toll free
in USA), or 1(312) 455-8498 (outside USA)

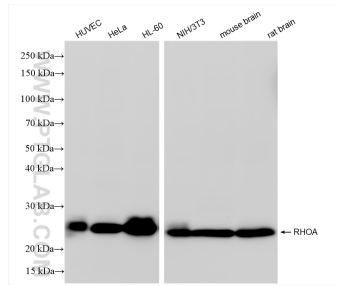
E: proteintech@ptglab.com
W: ptglab.com

This product is exclusively available under Proteintech Group brand and is not available to purchase from any other manufacturer.

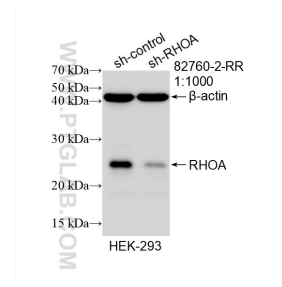
Selected Validation Data



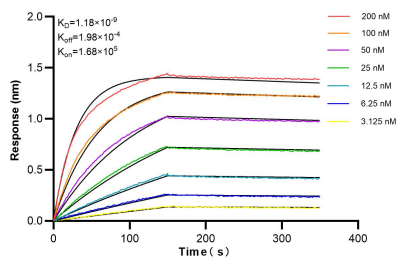
Immunofluorescent analysis of (-20°C Ethanol) fixed HeLa cells using RHOA antibody (82760-2-RR, Clone: 240880E5) at dilution of 1:400 and CoraLite@488-Conjugated Goat Anti-Rabbit IgG(H+L) (SA00013-2).



Various lysates were subjected to SDS PAGE followed by western blot with 82760-2-RR (RHOA antibody) at dilution of 1:10000 incubated at room temperature for 1.5 hours.



WB result of RHOA antibody (82760-2-RR; 1:1000; incubated at room temperature for 1.5 hours) with sh-Control and sh-RHOA transfected HEK-293 cells.



Biolayer interferometry (BLI) kinetic assays of 82760-2-RR against Human RHOA were performed. The affinity constant is 1.18 nM.