

For Research Use Only

TCTN2 Recombinant antibody

Catalog Number:82120-1-RR



Basic Information

Catalog Number: 82120-1-RR	GenBank Accession Number: BC009112	Purification Method: Protein A purification
Size: 100ul , Concentration: 1000 µg/ml by Nanodrop;	GeneID (NCBI): 79867	CloneNo.: 6N22
Source: Rabbit	UNIPROT ID: Q96GX1	Recommended Dilutions: IHC 1:525-1:2100
Isotype: IgG	Full Name: tectonic family member 2	
Immunogen Catalog Number: AG10725	Calculated MW: 697 aa, 77 kDa	

Applications

Tested Applications: IHC, ELISA	Positive Controls: IHC : human colon cancer tissue,
Species Specificity: human	

Note-IHC: suggested antigen retrieval with TE buffer pH 9.0; (*) Alternatively, antigen retrieval may be performed with citrate buffer pH 6.0

Background Information

TCTN2 (tectonic-2 or TECT2) is a type I membrane protein that belongs to the tectonic family, which consists of TCTN1, TCTN2 and TCTN3. Studies in mice suggest that tectonic may be involved in Hedgehog (Hh) signaling, and essential for ciliogenesis. Tectonic is component of the tectonic-like complex, a complex localized at the transition zone of primary cilia and acting as a barrier that prevents diffusion of transmembrane proteins between the cilia and plasma membranes. It exists two splicing isoforms. The first aberrant transcript introduces 104 base pair from intron 13 and would delete 196 original amino acid, introduce two novel amino acids, and prematurely truncate the 697aa protein at residue number 504. The second transcript lacks exon 14 and would delete 195 original amino acids, introduce four novel amino acids, and prematurely truncate the 697 aa protein at residue number 507. The molecular weight of two isoforms are about 50kDa. We detected the 50kDa and 90kDa protein by immunoprecipitation, but 50kDa protein may be the splicing isoform or non-specific band.

Storage

Storage:
Store at -20°C. Stable for one year after shipment.
Storage Buffer:
PBS with 0.02% sodium azide and 50% glycerol pH 7.3.
Aliquoting is unnecessary for -20°C storage

***** 20ul sizes contain 0.1%BSA**

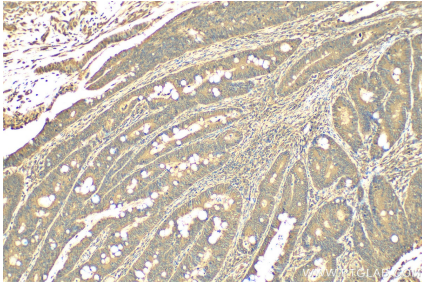
For technical support and original validation data for this product please contact:

T: 1 (888) 4PTGLAB (1-888-478-4522) (toll free in USA), or 1(312) 455-8498 (outside USA)

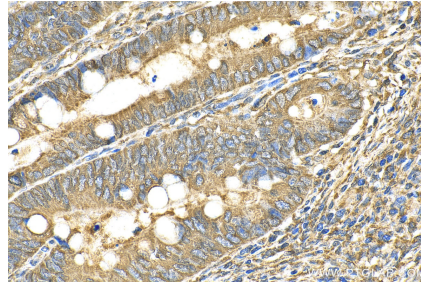
E: proteintech@ptglab.com
W: ptglab.com

This product is exclusively available under Proteintech Group brand and is not available to purchase from any other manufacturer.

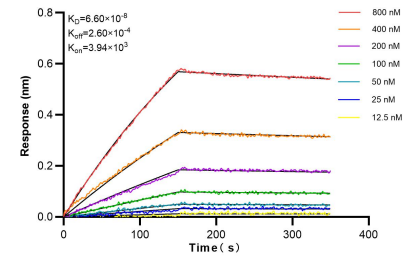
Selected Validation Data



Immunohistochemical analysis of paraffin-embedded human colon cancer tissue slide using 82120-1-RR (TCTN2 antibody) at dilution of 1:1050 (under 10x lens). Heat mediated antigen retrieval with Tris-EDTA buffer (pH 9.0).



Immunohistochemical analysis of paraffin-embedded human colon cancer tissue slide using 82120-1-RR (TCTN2 antibody) at dilution of 1:1050 (under 40x lens). Heat mediated antigen retrieval with Tris-EDTA buffer (pH 9.0).



Biolayer interferometry (BLI) kinetic assays of 82120-1-RR against Human TCTN2 were performed. The affinity constant is 66 nM.