

For Research Use Only

TCTN2 Recombinant antibody, PBS Only



Catalog Number: 82120-1-PBS

Basic Information

Catalog Number: 82120-1-PBS	GenBank Accession Number: BC009112	Purification Method: Protein A purification
Size: 100ug , Concentration: 1mg/ml by Nanodrop;	GeneID (NCBI): 79867	CloneNo.: 6N22
Source: Rabbit	UNIPROT ID: Q96GX1	
Isotype: IgG	Full Name: tectonic family member 2	
Immunogen Catalog Number: AG10725	Calculated MW: 697 aa, 77 kDa	

Applications

Tested Applications:
Indirect ELISA, IHC

Species Specificity:
human

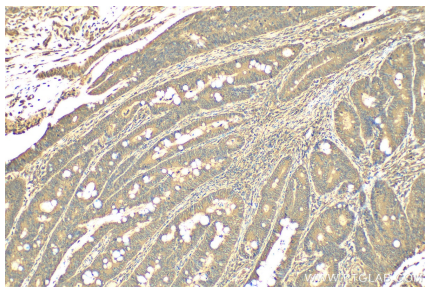
Storage

Storage:
Store at -80°C.
Storage Buffer:
PBS Only

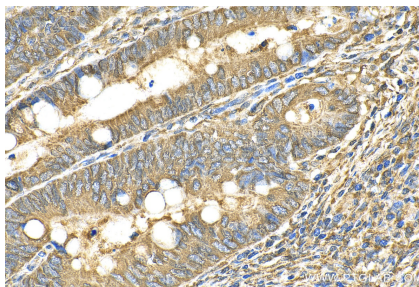
For technical support and original validation data for this product please contact:
T: 1 (888) 4PTGLAB (1-888-478-4522) (toll free in USA), or 1(312) 455-8498 (outside USA) E: proteintech@ptglab.com
W: ptglab.com

This product is exclusively available under Proteintech Group brand and is not available to purchase from any other manufacturer.

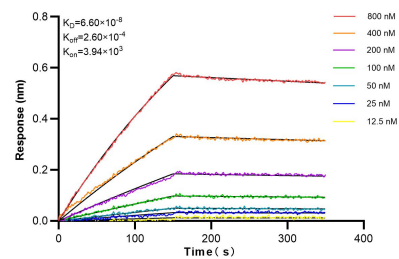
Selected Validation Data



Immunohistochemical analysis of paraffin-embedded human colon cancer tissue slide using 82120-1-RR (TCTN2 antibody) at dilution of 1:1050 (under 10x lens). Heat mediated antigen retrieval with Tris-EDTA buffer (pH 9.0). This data was developed using the same antibody clone with 82120-1-PBS in a different storage buffer formulation.



Immunohistochemical analysis of paraffin-embedded human colon cancer tissue slide using 82120-1-RR (TCTN2 antibody) at dilution of 1:1050 (under 40x lens). Heat mediated antigen retrieval with Tris-EDTA buffer (pH 9.0). This data was developed using the same antibody clone with 82120-1-PBS in a different storage buffer formulation.



Bi-layer interferometry (BLI) kinetic assays of 82120-1-RR against Human TCTN2 were performed. The affinity constant is 66 nM.