

For Research Use Only

PCNA Recombinant antibody, PBS Only



Catalog Number: 81302-6-PBS

Basic Information

Catalog Number: 81302-6-PBS	GenBank Accession Number: BC000491	Purification Method: Protein A purification
Size: 100ug , Concentration: 1 mg/ml by Nanodrop;	GeneID (NCBI): 5111	CloneNo.: 240306B9
Source: Rabbit	UNIPROT ID: P12004	
Isotype: IgG	Full Name: proliferating cell nuclear antigen	
Immunogen Catalog Number: AG0277	Calculated MW: 29 kDa/31 kDa	

Applications

Tested Applications:
WB, IF-P, ELISA

Species Specificity:
human, mouse, rat


Storage

Storage:
Store at -80°C.
Storage Buffer:
PBS Only

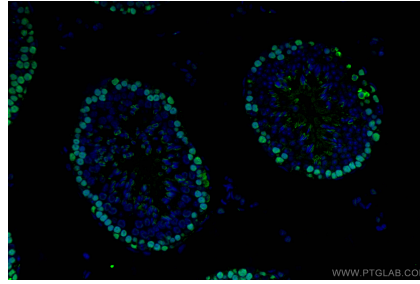
For technical support and original validation data for this product please contact:
T: 1 (888) 4PTGLAB (1-888-478-4522) (toll free in USA), or 1(312) 455-8498 (outside USA) E: proteintech@ptglab.com
W: ptglab.com

This product is exclusively available under Proteintech Group brand and is not available to purchase from any other manufacturer.

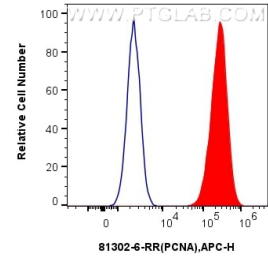
Selected Validation Data



Various lysates were subjected to SDS PAGE followed by western blot with 81302-6-RR (PCNA antibody) at dilution of 1:10000 incubated at room temperature for 1.5 hours. This data was developed using the same antibody clone with 81302-6-PBS in a different storage buffer formulation.



Immunofluorescent analysis of (4% PFA) fixed paraffin-embedded mouse testis tissue using PCNA antibody (81302-6-RR, Clone: 240306B9) at dilution of 1:500 and Multi-Ab CoraLite® Plus 488-Goat Anti-Rabbit Recombinant Secondary Antibody (H+L) (RGAR002). Heat mediated antigen retrieval with Tris-EDTA buffer (pH 9.0). This data was developed using the same antibody clone with 81302-6-PBS in a different storage buffer formulation.



1x10⁶ HeLa cells were intracellularly stained with 0.25 ug PCNA Recombinant antibody (81302-6-RR, Clone:240306B9) and APC-Conjugated AffiniPure Goat Anti-Rabbit IgG(H+L)(red), or 0.25 ug Isotype Control (blue). Cells were fixed and permeabilized with Transcription Factor Staining Buffer Kit (PF00011). This data was developed using the same antibody clone with 81302-6-PBS in a different storage buffer formulation.