

For Research Use Only

ADAMTS17 Monoclonal antibody, PBS Only (Capture)

Catalog Number: 68973-1-PBS



Basic Information

Catalog Number: 68973-1-PBS	GenBank Accession Number: NM_139057.3	Purification Method: Protein A purification
Size: 100ug , Concentration: 1 mg/ml by Nanodrop;	GeneID (NCBI): 170691	CloneNo.: 2D5F9
Source: Mouse	UNIPROT ID: Q8TE56	
Isotype: IgG2a	Full Name: ADAM metalloproteinase with thrombospondin type 1 motif, 17	
Immunogen Catalog Number: AG32013	Calculated MW: 121 kDa	

Applications

Tested Applications:
Cytometric bead array, Indirect ELISA

Species Specificity:
human

Product Information

68973-1-PBS targets ADAMTS17 as part of a matched antibody pair:

MP50434-1: 68973-1-PBS capture and 68973-2-PBS detection (validated in Cytometric bead array)

MP50434-2: 68973-1-PBS capture and 68973-3-PBS detection (validated in Cytometric bead array)

MP50434-3: 68973-1-PBS capture and 68973-4-PBS detection (validated in Cytometric bead array)

Unconjugated mouse monoclonal antibody pair in PBS only (BSA and azide free) storage buffer at a concentration of 1 mg/mL, ready for conjugation.

This conjugation ready format makes antibodies ideal for use in many applications including: ELISAs, multiplex assays requiring matched pairs, mass cytometry, and multiplex imaging applications. Antibody use should be optimized by the end user for each application and assay.

Storage

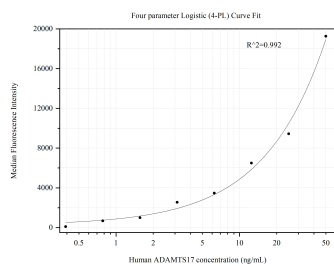
Storage:
Store at -80°C.

Storage Buffer:
PBS only, pH7.3

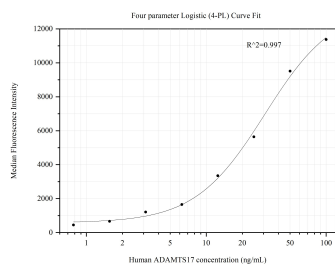
For technical support and original validation data for this product please contact:
T: 1 (888) 4PTGLAB (1-888-478-4522) (toll free in USA), or 1(312) 455-8498 (outside USA)
E: proteintech@ptglab.com
W: ptglab.com

This product is exclusively available under Proteintech Group brand and is not available to purchase from any other manufacturer.

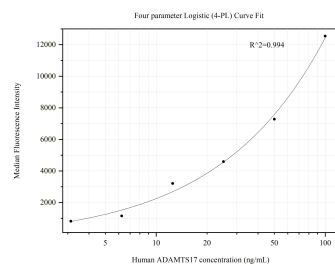
Selected Validation Data



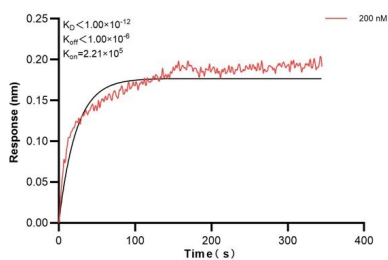
Cytometric bead array standard curve of MP50434-1, ADAMTS17 Monoclonal Matched Antibody Pair, PBS Only. Capture antibody: 68973-1-PBS. Detection antibody: 68973-2-PBS. Standard:Ag32013. Range: 0.391-50 ng/mL.



Cytometric bead array standard curve of MP50434-2, ADAMTS17 Monoclonal Matched Antibody Pair, PBS Only. Capture antibody: 68973-1-PBS. Detection antibody: 68973-3-PBS. Standard:Ag32013. Range: 0.781-100 ng/mL.



Cytometric bead array standard curve of MP50434-3, ADAMTS17 Monoclonal Matched Antibody Pair, PBS Only. Capture antibody: 68973-1-PBS. Detection antibody: 68973-4-PBS. Standard:Ag32013. Range: 3.125-100 ng/mL.



Biolayer interferometry (BLI) kinetic assay of 68973-1-Ig against Human ADAMTS17 was performed. The affinity constant is below 1 pM.