

For Research Use Only

GDF15 Monoclonal antibody, PBS Only (Capture/Detector)

Catalog Number: 68768-2-PBS



Basic Information

Catalog Number: 68768-2-PBS	GenBank Accession Number: BC008962	Purification Method: Protein A purification
Size: 100ug, Concentration: 1mg/ml by Nanodrop;	GeneID (NCBI): 9518	CloneNo.: 1B5D12
Source: Mouse	UNIPROT ID: Q99988	
Isotype: IgG1	Full Name: growth differentiation factor 15	
Immunogen Catalog Number: AG33750	Calculated MW: 34 kDa	

Applications

Tested Applications:
Sandwich ELISA, Indirect ELISA, Sample test

Species Specificity:
human

Product Information

68768-2-PBS targets GDF15 as part of a matched antibody pair:

MP50133-10: 68768-6-PBS capture and 68768-2-PBS detection (validated in Sandwich ELISA)

MP50133-11: 68768-2-PBS capture and 68768-3-PBS detection (validated in Sandwich ELISA)

MP50133-5: 68768-1-PBS capture and 68768-2-PBS detection (validated in Sandwich ELISA)

MP50133-6: 68768-3-PBS capture and 68768-2-PBS detection (validated in Sandwich ELISA)

MP50133-7: 68768-4-PBS capture and 68768-2-PBS detection (validated in Sandwich ELISA)

Unconjugated mouse monoclonal antibody pair in PBS only (BSA and azide free) storage buffer at a concentration of 1 mg/mL, ready for conjugation.

This conjugation ready format makes antibodies ideal for use in many applications including: ELISAs, multiplex assays requiring matched pairs, mass cytometry, and multiplex imaging applications. Antibody use should be optimized by the end user for each application and assay.

Storage

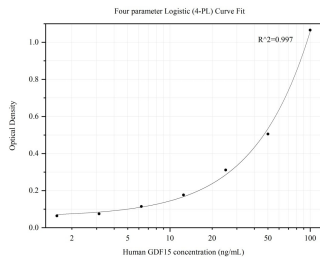
Storage:
Store at -80°C.

Storage Buffer:
PBS Only

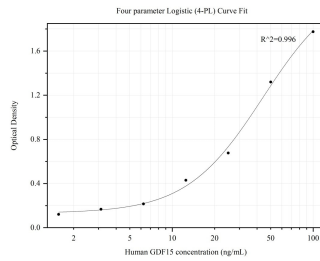
For technical support and original validation data for this product please contact:
T: 1 (888) 4PTGLAB (1-888-478-4522) (toll free in USA), or 1(312) 455-8498 (outside USA) E: proteintech@ptglab.com
W: ptglab.com

This product is exclusively available under Proteintech Group brand and is not available to purchase from any other manufacturer.

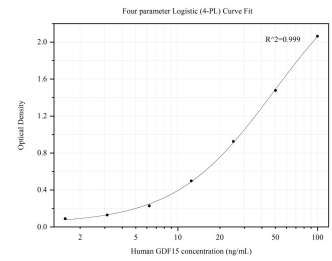
Selected Validation Data



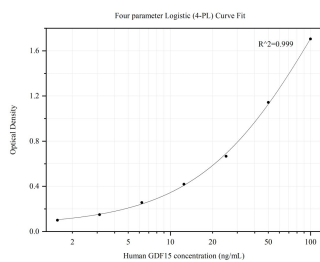
Sandwich ELISA standard curve of MP50133-10, GDF15 Monoclonal Matched Antibody Pair, PBS Only. Capture antibody: 68768-6-PBS. Detection antibody: HRP-conjugated 68768-2-PBS. Standard:Ag33750. Range: 1.563-100 ng/mL



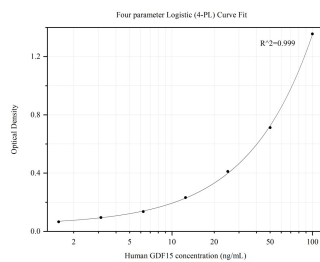
Sandwich ELISA standard curve of MP50133-11, GDF15 Monoclonal Matched Antibody Pair, PBS Only. Capture antibody: 68768-2-PBS. Detection antibody: HRP-conjugated 68768-3-PBS. Standard:Ag33750. Range: 1.563-100 ng/mL



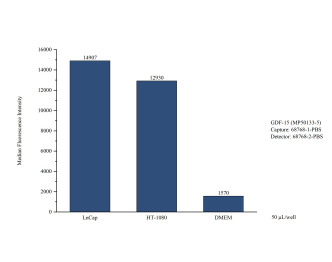
Sandwich ELISA standard curve of MP50133-5, GDF15 Monoclonal Matched Antibody Pair, PBS Only. Capture antibody: 68768-1-PBS. Detection antibody: HRP-conjugated 68768-2-PBS. Standard:Ag33750. Range: 1.563-100 ng/mL



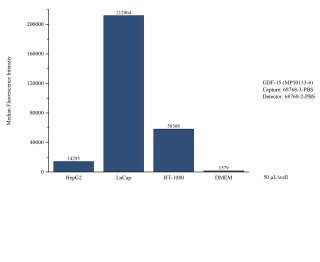
Sandwich ELISA standard curve of MP50133-6, GDF15 Monoclonal Matched Antibody Pair, PBS Only. Capture antibody: 68768-3-PBS. Detection antibody: HRP-conjugated 68768-2-PBS. Standard:Ag33750. Range: 1.563-100 ng/mL



Sandwich ELISA standard curve of MP50133-7, GDF15 Monoclonal Matched Antibody Pair, PBS Only. Capture antibody: 68768-4-PBS. Detection antibody: HRP-conjugated 68768-2-PBS. Standard:Ag33750. Range: 1.563-100 ng/mL



Cytometric bead array of cell line supernatant using MP50133-5, GDF-15 Monoclonal Matched Antibody Pair, PBS Only. Capture antibody: 68768-1-PBS. Detection antibody: 68768-2-PBS. Supernatant (50µL/well) from the following cell lines were assayed: LnCap, HT-1080. Complete culture medium was served as blank control.



Cytometric bead array of cell line supernatant using MP50133-6, GDF-15 Monoclonal Matched Antibody Pair, PBS Only. Capture antibody: 68768-3-PBS. Detection antibody: 68768-2-PBS. Supernatant (50µL/well) from the following cell lines were assayed: HepG2, LnCap, HT-1080. Complete culture medium was served as blank control.