

For Research Use Only

IL-6 Monoclonal antibody, PBS Only (Capture)



Catalog Number: 68659-1-PBS

Basic Information

Catalog Number: 68659-1-PBS	GenBank Accession Number: 3569	Purification Method: Protein G purification
Size: 100ug, Concentration: 1mg/ml by Nanodrop;	GeneID (NCBI): 3569	CloneNo.: 6C12C4
Source: Mouse	ENSEMBL Gene ID: ENSG00000136244	
Isotype: IgG1	Full Name: interleukin 6 (interferon, beta 2)	
Immunogen Catalog Number: HZ-1019		

Applications

Tested Applications:
Cytometric bead array, Sandwich ELISA, Indirect ELISA, Sample test

Species Specificity:
human

Product Information

68659-1-PBS targets IL-6 as part of a matched antibody pair:

MP50032-1: 68659-1-PBS capture and 68659-2-PBS detection (validated in Cytometric bead array, Sandwich ELISA)

Unconjugated mouse monoclonal antibody pair in PBS only (BSA and azide free) storage buffer at a concentration of 1 mg/mL, ready for conjugation.

This conjugation ready format makes antibodies ideal for use in many applications including: ELISAs, multiplex assays requiring matched pairs, mass cytometry, and multiplex imaging applications. Antibody use should be optimized by the end user for each application and assay.

Storage

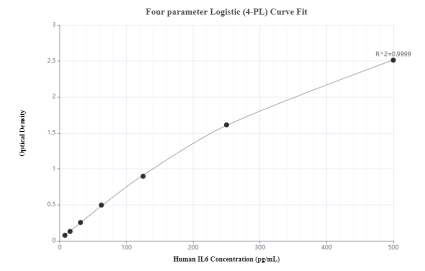
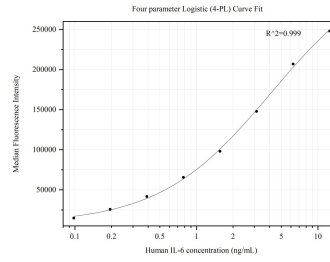
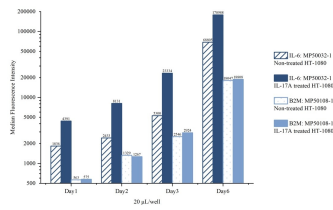
Storage:
Store at -80°C.

Storage Buffer:
PBS Only

For technical support and original validation data for this product please contact:
T: 1 (888) 4PTGLAB (1-888-478-4522) (toll free in USA), or 1(312) 455-8498 (outside USA) E: proteintech@ptglab.com
W: ptglab.com

This product is exclusively available under Proteintech Group brand and is not available to purchase from any other manufacturer.

Selected Validation Data



Cytometric bead array of HT-1080 cells conditioned culture media using MP50032-1, IL-6 Monoclonal Matched Antibody Pair, PBS Only. Capture antibody: 68659-1-PBS. Detection antibody: 68659-2-PBS. HT-1080 cells were inoculated into 6 well plate at 40000 cells/well followed by culture for 6 days in normal culture media or IL-17A (Cat.NO. HZ-1113, 40 ng/mL) containing media. 20 μ L of the conditioned media from day 1, 2, 3 and day 6 was analyzed using



Cytometric bead array standard curve of MP50032-1, IL-6 Monoclonal Matched Antibody Pair, PBS Only. Capture antibody: 68659-1-PBS. Detection antibody: 68659-2-PBS. Standard: HZ-1019. Range: 0.098-12.5 ng/mL

Sandwich ELISA standard curve of MP50032-1, IL6 Monoclonal Matched Antibody Pair, PBS Only. Capture antibody: 68659-1-PBS. Detection antibody: 68659-2-PBS. Standard: HZ-1019. Range: 7.8-500 pg/mL