

For Research Use Only

TFAM Monoclonal antibody, PBS Only (Detector)

Catalog Number: 68557-2-PBS



Basic Information

Catalog Number: 68557-2-PBS	GenBank Accession Number: BC126366	Purification Method: Protein G Magarose purification
Size: 100ug , Concentration: 1 mg/ml by Nanodrop;	GeneID (NCBI): 7019	CloneNo.: 1B7A3
Source: Mouse	UNIPROT ID: Q00059	
Isotype: IgG1	Full Name: transcription factor A, mitochondrial	
Immunogen Catalog Number: AG18253	Calculated MW: 246 aa, 29 kDa	

Applications

Tested Applications:
Cytometric bead array, Indirect ELISA

Species Specificity:
human

Product Information

68557-2-PBS targets TFAM as part of a matched antibody pair:

MP50536-1: 60418-1-PBS capture and 68557-2-PBS detection (validated in Cytometric bead array)

MP50536-2: 68557-3-PBS capture and 68557-2-PBS detection (validated in Cytometric bead array)

MP50536-3: 68557-4-PBS capture and 68557-2-PBS detection (validated in Cytometric bead array)

Unconjugated mouse monoclonal antibody pair in PBS only (BSA and azide free) storage buffer at a concentration of 1 mg/mL, ready for conjugation.

This conjugation ready format makes antibodies ideal for use in many applications including: ELISAs, multiplex assays requiring matched pairs, mass cytometry, and multiplex imaging applications. Antibody use should be optimized by the end user for each application and assay.

Storage

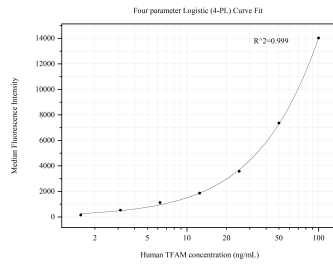
Storage:
Store at -80°C.

Storage Buffer:
PBS Only

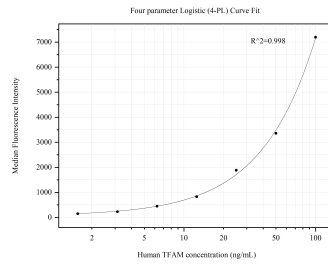
For technical support and original validation data for this product please contact:
T: 1 (888) 4PTGLAB (1-888-478-4522) (toll free in USA), or 1(312) 455-8498 (outside USA) E: proteintech@ptglab.com
W: ptglab.com

This product is exclusively available under Proteintech Group brand and is not available to purchase from any other manufacturer.

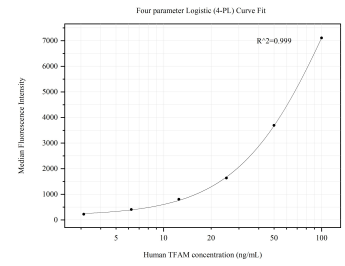
Selected Validation Data



Cytometric bead array standard curve of MP50536-1, TFAM Monoclonal Matched Antibody Pair, PBS Only. Capture antibody: 60418-1-PBS. Detection antibody: 68557-2-PBS. Standard:Ag18253. Range: 1.563-100 ng/mL.



Cytometric bead array standard curve of MP50536-2, TFAM Monoclonal Matched Antibody Pair, PBS Only. Capture antibody: 68557-3-PBS. Detection antibody: 68557-2-PBS. Standard:Ag18253. Range: 1.563-100 ng/mL.



Cytometric bead array standard curve of MP50536-3, TFAM Monoclonal Matched Antibody Pair, PBS Only. Capture antibody: 68557-4-PBS. Detection antibody: 68557-2-PBS. Standard:Ag18253. Range: 3.125-100 ng/mL.