

For Research Use Only

VPS4B Monoclonal antibody, PBS Only



Catalog Number: 68443-1-PBS

Basic Information

Catalog Number: 68443-1-PBS	GenBank Accession Number: BC039574	Purification Method: Protein G purification
Size: 100ug , Concentration: 1 mg/ml by Nanodrop;	GeneID (NCBI): 9525	CloneNo.: 2H3G7
Source: Mouse	UNIPROT ID: O75351	
Isotype: IgG1	Full Name: vacuolar protein sorting 4 homolog B (S. cerevisiae)	
Immunogen Catalog Number: AG11610	Calculated MW: 444 aa, 49 kDa	
	Observed MW: ~50 kDa	

Applications

Tested Applications:
WB, IP, IF, Indirect ELISA

Species Specificity:
Human, mouse , rat

Background Information

VPS4 (Vacuolar protein sorting-associated protein 4) is involved in intracellular protein trafficking, presumably at a late endosomal protein transport step. VPS4B is a ubiquitously expressed type I AAA+ (ATPases Associated with diverse cellular Activities) ATPase. It cooperates with its highly homologous paralog VPS4A (encoded by the VPS4A gene) to disassemble and release the Endosomal Sorting Complex Required for Transport (ESCRT) machinery. 68443-1-Ig specifically recognizes VPS4B. (PMID:31930723)

Storage

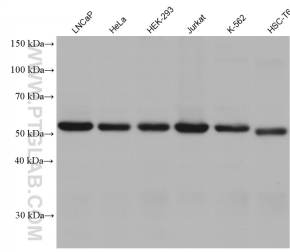
Storage:
Store at -80°C.

Storage Buffer:
PBS Only

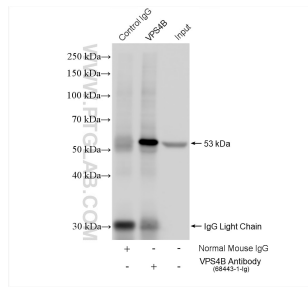
For technical support and original validation data for this product please contact:
T: 1 (888) 4PTGLAB (1-888-478-4522) (toll free in USA), or 1(312) 455-8498 (outside USA) E: proteintech@ptglab.com
W: ptglab.com

This product is exclusively available under Proteintech Group brand and is not available to purchase from any other manufacturer.

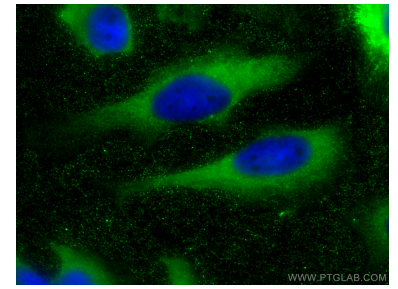
Selected Validation Data



Various lysates were subjected to SDS PAGE followed by western blot with 68443-1-Ig (VPS4B antibody) at dilution of 1:20000 incubated at room temperature for 1.5 hours. This data was developed using the same antibody clone with 68443-1-PBS in a different storage buffer formulation.



IP result of anti-VPS4B (IP:68443-1-Ig, 4ug; Detection:68443-1-Ig 1:4000) with HeLa cells lysate 1560 ug. This data was developed using the same antibody clone with 68443-1-PBS in a different storage buffer formulation.



Immunofluorescent analysis of (-20°C Methanol) fixed HeLa cells using VPS4B antibody (68443-1-Ig, Clone: 2H3G7) at dilution of 1:800 and CoraLite®488-Conjugated AffiniPure Goat Anti-Mouse IgG(H+L). This data was developed using the same antibody clone with 68443-1-PBS in a different storage buffer formulation.