

For Research Use Only

IL-11 Monoclonal antibody, PBS Only (Capture)



Catalog Number: 68135-2-PBS

Basic Information

Catalog Number: 68135-2-PBS	GenBank Accession Number: BC012506	Purification Method: Protein G purification
Size: 100ug , Concentration: 1mg/ml by Nanodrop;	GeneID (NCBI): 3589	CloneNo.: 1B3H6
Source: Mouse	UNIPROT ID: P20809	Affinity: $K_D = 1.30 \times 10^{-9}M$
Isotype: IgG1	Full Name: interleukin 11	$K_{off} = 6.38 \times 10^{-6}M$
Immunogen Catalog Number: AG11199	Calculated MW: 199 aa, 21 kDa	$K_{on} = 4.89 \times 10^3M$

Applications

Tested Applications:
Cytometric bead array, Sandwich ELISA, Indirect ELISA, Sample test

Species Specificity:
human

Product Information

68135-2-PBS targets IL-11 as part of a matched antibody pair:

MP50054-1: 68135-2-PBS capture and 68135-1-PBS detection (validated in Cytometric bead array, Sandwich ELISA)

Unconjugated mouse monoclonal antibody pair in PBS only (BSA and azide free) storage buffer at a concentration of 1 mg/mL, ready for conjugation.

This conjugation ready format makes antibodies ideal for use in many applications including: ELISAs, multiplex assays requiring matched pairs, mass cytometry, and multiplex imaging applications. Antibody use should be optimized by the end user for each application and assay.

Storage

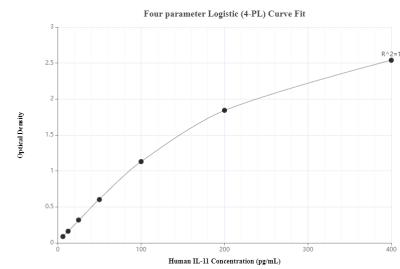
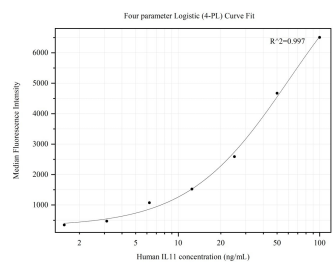
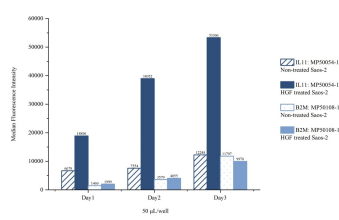
Storage:
Store at -80°C.

Storage Buffer:
PBS Only

For technical support and original validation data for this product please contact:
T: 1 (888) 4PTGLAB (1-888-478-4522) (toll free in USA), or 1(312) 455-8498 (outside USA)
E: proteintech@ptglab.com
W: ptglab.com

This product is exclusively available under Proteintech Group brand and is not available to purchase from any other manufacturer.

Selected Validation Data



Cytometric bead array of Saos-2 cells conditioned culture media using MP50054-1, IL11 Monoclonal Matched Antibody Pair, PBS Only. Capture antibody: 68135-2-PBS. Detection antibody: 68135-1-PBS. Saos-2 cells were inoculated into 6 well plate at 40000 cells/well followed by culture for 3 days in normal culture media or HGF (Cat.NO. HZ-1084, 500 ng/mL) containing media. 50 μ L of the conditioned media from each day was analyzed using MP50054-1 (IL11 Monoclonal



Cytometric bead array standard curve of MP50054-1, IL11 Monoclonal Matched Antibody Pair, PBS Only. Capture antibody: 68135-2-PBS. Detection antibody: 68135-1-PBS. Standard:Ag11199. Range: 1.563-100 ng/mL.

Sandwich ELISA standard curve of MP50054-1, IL11 Monoclonal Matched Antibody Pair - PBS only. 68135-2-PBS was coated to a plate as the capture antibody and incubated with serial dilutions of standard Ag11199. 68135-1-PBS was biotinylated as the detection antibody. Range: 6.25-400 pg/mL.