

For Research Use Only

DNM1 Monoclonal antibody, PBS Only



Catalog Number: 68009-1-PBS

Featured Product

Basic Information

Catalog Number:

68009-1-PBS

Size:

100ug, Concentration: 1 mg/ml by Nanodrop;

Source:

Mouse

Isotype:

IgG1

Immunogen Catalog Number:

AG12932

GenBank Accession Number:

BC063850

GeneID (NCBI):

1759

UNIPROT ID:

Q05193

Full Name:

dynamin 1

Calculated MW:

851 aa, 96 kDa

Observed MW:

100 kDa

Purification Method:

Protein G purification

CloneNo.:

1B2A11

Applications

Tested Applications:

WB, IF, IHC, Indirect ELISA

Species Specificity:

Human, Rat, Mouse, Rabbit, Pig, Chicken

Storage

Storage:

Store at -80°C.

Storage Buffer:

PBS Only

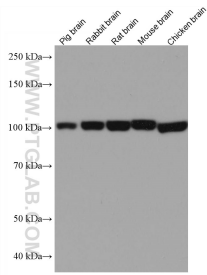
For technical support and original validation data for this product please contact:

T: 1 (888) 4PTGLAB (1-888-478-4522) (toll free in USA), or 1(312) 455-8498 (outside USA)

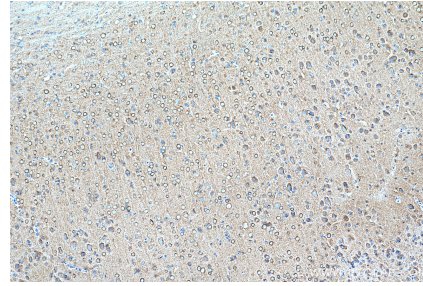
E: proteintech@ptglab.com
W: ptglab.com

This product is exclusively available under Proteintech Group brand and is not available to purchase from any other manufacturer.

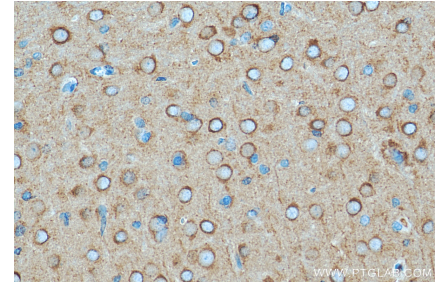
Selected Validation Data



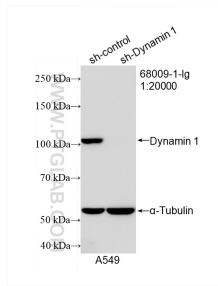
pig brain tissue were subjected to SDS PAGE followed by western blot with 68009-1-Ig (DNM1 antibody) at dilution of 1:50000 incubated at room temperature for 1.5 hours. This data was developed using the same antibody clone with 68009-1-PBS in a different storage buffer formulation.



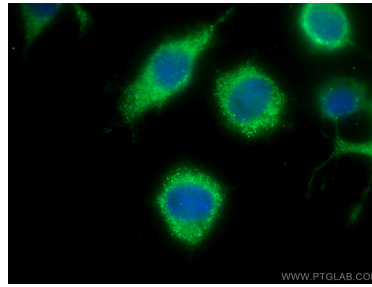
Immunohistochemical analysis of paraffin-embedded rat brain tissue slide using 68009-1-Ig (DNM1 antibody) at dilution of 1:5000 (under 10x lens). Heat mediated antigen retrieval with Tris-EDTA buffer (pH 9.0). This data was developed using the same antibody clone with 68009-1-PBS in a different storage buffer formulation.



Immunohistochemical analysis of paraffin-embedded rat brain tissue slide using 68009-1-Ig (DNM1 antibody) at dilution of 1:5000 (under 40x lens). Heat mediated antigen retrieval with Tris-EDTA buffer (pH 9.0). This data was developed using the same antibody clone with 68009-1-PBS in a different storage buffer formulation.



WB result of DNM1 antibody (68009-1-Ig; 1:20000; incubated at room temperature for 1.5 hours) with sh-Control and sh-DNM1 transfected A549 cells. This data was developed using the same antibody clone with 68009-1-PBS in a different storage buffer formulation.



Immunofluorescent analysis of (4% PFA) fixed Neuro-2a cells using DNM1 antibody (68009-1-Ig, Clone: 1B2A11) at dilution of 1:800 and CoralLite@488-Conjugated AffiniPure Goat Anti-Mouse IgG(H+L). This data was developed using the same antibody clone with 68009-1-PBS in a different storage buffer formulation.