

For Research Use Only

SHMT1 Monoclonal antibody, PBS Only



Catalog Number: 67963-1-PBS

Basic Information

Catalog Number:

67963-1-PBS

Size:

100ug , Concentration: 1 mg/ml by Nanodrop;

Source:

Mouse

Isotype:

IgG1

Immunogen Catalog Number:

AG5833

GenBank Accession Number:

BC038598

GeneID (NCBI):

6470

UNIPROT ID:

P34896

Full Name:

serine hydroxymethyltransferase 1 (soluble)

Calculated MW:

483 aa, 53 kDa

Observed MW:

45-53 kDa

Purification Method:

Protein G purification

CloneNo.:

2D5E6

Applications

Tested Applications:

WB, IF, Indirect ELISA

Species Specificity:

Human, pig, rabbit

Storage

Storage:

Store at -80°C.

Storage Buffer:

PBS Only

For technical support and original validation data for this product please contact:

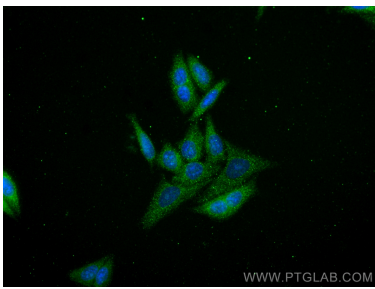
T: 1 (888) 4PTGLAB (1-888-478-4522) (toll free in USA), or 1(312) 455-8498 (outside USA)

E: proteintech@ptglab.com

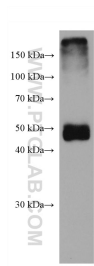
W: ptglab.com

This product is exclusively available under Proteintech Group brand and is not available to purchase from any other manufacturer.

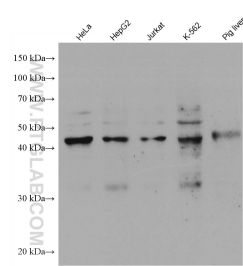
Selected Validation Data



Immunofluorescent analysis of (-20°C Methanol) fixed HepG2 cells using SHMT1 antibody (67963-1-Ig, Clone: 2D5E6) at dilution of 1:800 and CoraLite®488-Conjugated AffiniPure Goat Anti-Mouse IgG(H+L). This data was developed using the same antibody clone with 67963-1-PBS in a different storage buffer formulation.



rabbit liver tissue were subjected to SDS PAGE followed by western blot with 67963-1-Ig (SHMT1 antibody) at dilution of 1:5000 incubated at room temperature for 1.5 hours. This data was developed using the same antibody clone with 67963-1-PBS in a different storage buffer formulation.



Various lysates were subjected to SDS PAGE followed by western blot with 67963-1-Ig (SHMT1 antibody) at dilution of 1:5000 incubated at room temperature for 1.5 hours. This data was developed using the same antibody clone with 67963-1-PBS in a different storage buffer formulation.