

For Research Use Only

ESYT1 Monoclonal antibody, PBS Only

Catalog Number: 67688-1-PBS

Featured Product



Basic Information

Catalog Number:

67688-1-PBS

Size:

100ug, Concentration: 1 mg/ml by Nanodrop;

Source:

Mouse

Isotype:

IgG2a

Immunogen Catalog Number:

AG16840

GenBank Accession Number:

BC004998

GeneID (NCBI):

23344

UNIPROT ID:

Q9BSJ8

Full Name:

family with sequence similarity 62 (C2 domain containing), member A

Calculated MW:

1104 aa, 123 kDa

Observed MW:

123 kDa

Purification Method:

Protein A purification

CloneNo.:

2C12E4

Applications

Tested Applications:

WB, IF/ICC, ELISA

Species Specificity:

human, rat

Storage

Storage:

Store at -80°C.

Storage Buffer:

PBS Only

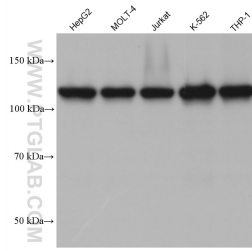
For technical support and original validation data for this product please contact:

T: 1 (888) 4PTGLAB (1-888-478-4522) (toll free in USA), or 1(312) 455-8498 (outside USA)

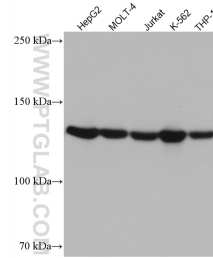
E: proteintech@ptglab.com
W: ptglab.com

This product is exclusively available under Proteintech Group brand and is not available to purchase from any other manufacturer.

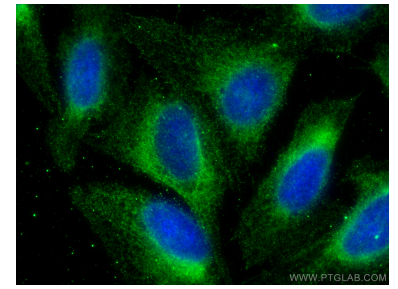
Selected Validation Data



Various lysates were subjected to SDS PAGE followed by western blot with 67688-1-Ig (ESYT1 antibody) at dilution of 1:5000 incubated at room temperature for 1.5 hours. This data was developed using the same antibody clone with 67688-1-PBS in a different storage buffer formulation.



Various lysates were subjected to SDS PAGE followed by western blot with 67688-1-Ig (FAM62A antibody) at dilution of 1:2500 incubated at room temperature for 1.5 hours. This data was developed using the same antibody clone with 67688-1-PBS in a different storage buffer formulation.



Immunofluorescent analysis of (-20°C Methanol) fixed U2OS cells using ESYT1 antibody (67688-1-Ig, Clone: 2C12E4) at dilution of 1:800 and CoraLite®488-Conjugated AffiniPure Goat Anti-Mouse IgG(H+L). This data was developed using the same antibody clone with 67688-1-PBS in a different storage buffer formulation.