

For Research Use Only

SOD1 Monoclonal antibody, PBS Only (Capture)

Catalog Number: 67480-2-PBS



Basic Information

Catalog Number: 67480-2-PBS	GenBank Accession Number: BC001034	Purification Method: Protein G purification
Size: 100ug, Concentration: 1mg/ml by Nanodrop;	GeneID (NCBI): 6647	CloneNo.: 5H6G2
Source: Mouse	UNIPROT ID: P00441	Affinity: $K_D = 5.45 \times 10^{-9}M$
Isotype: IgG1	Full Name: superoxide dismutase 1, soluble	$K_{off} = 2.92 \times 10^{-4}M$
Immunogen Catalog Number: AG28553	Calculated MW: 16 kDa	$K_{on} = 5.36 \times 10^4M$

Applications

Tested Applications:
Cytometric bead array, Sandwich ELISA, Indirect ELISA, Sample test

Species Specificity:
human

Product Information

67480-2-PBS targets SOD1 as part of a matched antibody pair:

MP50052-1: 67480-2-PBS capture and 67480-3-PBS detection (validated in Cytometric bead array, Sandwich ELISA)

Unconjugated mouse monoclonal antibody pair in PBS only (BSA and azide free) storage buffer at a concentration of 1 mg/mL, ready for conjugation.

This conjugation ready format makes antibodies ideal for use in many applications including: ELISAs, multiplex assays requiring matched pairs, mass cytometry, and multiplex imaging applications. Antibody use should be optimized by the end user for each application and assay.

Storage

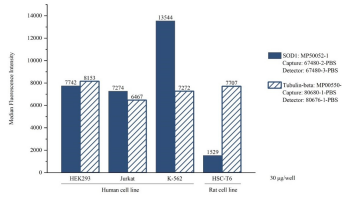
Storage:
Store at -80°C.

Storage Buffer:
PBS Only

For technical support and original validation data for this product please contact:
T: 1 (888) 4PTGLAB (1-888-478-4522) (toll free in USA), or 1(312) 455-8498 (outside USA) E: proteintech@ptglab.com
W: ptglab.com

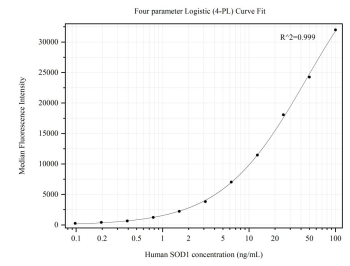
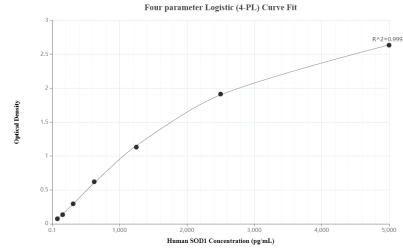
This product is exclusively available under Proteintech Group brand and is not available to purchase from any other manufacturer.

Selected Validation Data



Sample test of MP50052-1, SOD1 Monoclonal Matched Antibody Pair, PBS Only. Capture antibody: 67480-2-PBS. Detection antibody: 67480-3-PBS. Cell lysate(30µg/well): HEK293, Jurkat, K-562, HSC-T6. Non-related target Tubulin-beta Recombinant Matched Antibody Pair (MP00550-1) was served as control.

Sandwich ELISA standard curve of MP50052-1, SOD1 Monoclonal Matched Antibody Pair - PBS only. 67480-2-PBS was coated to a plate as the capture antibody and incubated with serial dilutions of standard Ag28553. 67480-3-PBS was biotinylated as the detection antibody. Range: 78.1-5000 pg/mL



Cytometric bead array standard curve of MP50052-1, SOD1 Monoclonal Matched Antibody Pair, PBS Only. Capture antibody: 67480-2-PBS. Detection antibody: 67480-3-PBS. Standard:Ag28553. Range: 0.098-100 ng/mL