

For Research Use Only

VAT1 Monoclonal antibody, PBS Only

Catalog Number: 67474-1-PBS

Featured Product



Basic Information

Catalog Number:

67474-1-PBS

Size:

100ug, Concentration: 1mg/ml by Nanodrop;

Source:

Mouse

Isotype:

IgG1

Immunogen Catalog Number:

AG29812

GenBank Accession Number:

BC015041

GeneID (NCBI):

10493

UNIPROT ID:

Q99536

Full Name:

vesicle amine transport protein 1 homolog (T. californica)

Calculated MW:

42 kDa

Observed MW:

42-50 kDa

Purification Method:

Protein G purification

CloneNo.:

2C8A7

Applications

Tested Applications:

WB, IHC, Indirect ELISA

Species Specificity:

human, mouse, rat, pig

Storage

Storage:

Store at -80°C.

Storage Buffer:

PBS Only

For technical support and original validation data for this product please contact:

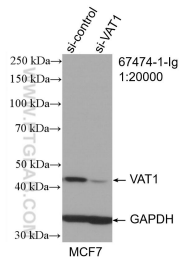
T: 1 (888) 4PTGLAB (1-888-478-4522) (toll free in USA), or 1(312) 455-8498 (outside USA)

E: proteintech@ptglab.com


W: ptglab.com

This product is exclusively available under Proteintech Group brand and is not available to purchase from any other manufacturer.

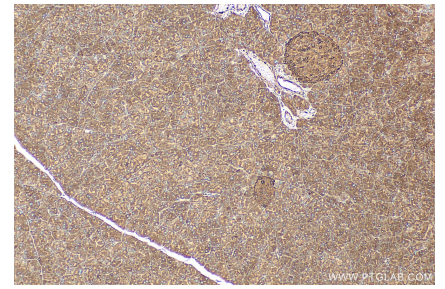
Selected Validation Data



WB result of VAT1 antibody (67474-1-Ig; 1:20000; incubated at room temperature for 1.5 hours) with sh-Control and sh-VAT1 transfected HepG2 cells. This data was developed using the same antibody clone with 67474-1-PBS in a different storage buffer formulation.



Various lysates were subjected to SDS PAGE followed by western blot with 67474-1-Ig (VAT1 antibody) at dilution of 1:20000 incubated at room temperature for 1.5 hours. This data was developed using the same antibody clone with 67474-1-PBS in a different storage buffer formulation.



Immunohistochemical analysis of paraffin-embedded mouse pancreas tissue slide using 67474-1-Ig (VAT1 antibody) at dilution of 1:1000 (under 10x lens). Heat mediated antigen retrieval with Tris-EDTA buffer (pH 9.0). This data was developed using the same antibody clone with 67474-1-PBS in a different storage buffer formulation.