

For Research Use Only

SOX9 Monoclonal antibody

Catalog Number: 67439-1-Ig

Featured Product

70 Publications



Basic Information

Catalog Number: 67439-1-Ig	GenBank Accession Number: BC007951	Purification Method: Protein A purification
Size: 150ul, Concentration: 2000 µg/ml by Nanodrop;	GeneID (NCBI): 6662	CloneNo.: 1H9A6
Source: Mouse	UNIPROT ID: P48436	Recommended Dilutions: WB 1:5000-1:50000
Isotype: IgG1	Full Name: SRY (sex determining region Y)-box 9	
Immunogen Catalog Number: AG28620	Calculated MW: 509 aa, 56 kDa	
	Observed MW: 56 kDa	

Applications

Tested Applications: WB, FC (Intra), ELISA	Positive Controls: WB : HT-29 cells, Caco-2 cells, human placenta tissue, NCCIT cells
Cited Applications: WB	
Species Specificity: human, mouse	
Cited Species: human, mouse, rat, pig, rabbit, canine	

Background Information

SOX9, also named as Transcription factor SOX-9, is a 509 amino acid protein. Sex-determining region Y (SRY)-box 9 protein (SOX9) is a member of the SOX family of transcription factors (TFs) which are developmental regulators that possess high mobility group (HMG) box DNA binding and transactivation domains. It participates in a variety of functions, such as lineage restriction and terminal differentiation, through precise temporal and spatial expression patterns that differ between particular cell types and tissues. SOX9 gene has been implicated in different types of cancer as an oncogene; however, it also may behave as a tumor suppressor.

Notable Publications

Author	Pubmed ID	Journal	Application
LinXi Cheng	34489520	Commun Biol	FC
Xiao-Xin Gao	34719207	Front Biosci (Landmark Ed)	WB
Tianwen Ma	36386227	Front Pharmacol	WB

Storage

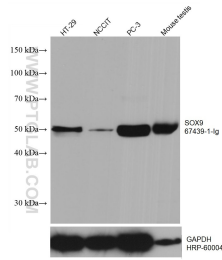
Storage:
Store at -20°C. Stable for one year after shipment.
Storage Buffer:
PBS with 0.02% sodium azide and 50% glycerol pH 7.3.
Aliquoting is unnecessary for -20°C storage

*** 20ul sizes contain 0.1% BSA


For technical support and original validation data for this product please contact:
T: 1 (888) 4PTGLAB (1-888-478-4522) (toll free in USA), or 1(312) 455-8498 (outside USA)
E: proteintech@ptglab.com
W: ptglab.com

This product is exclusively available under Proteintech Group brand and is not available to purchase from any other manufacturer.

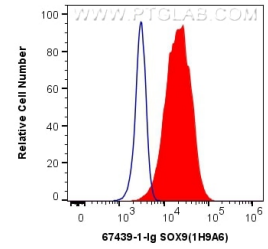
Selected Validation Data



Various lysates were subjected to SDS PAGE followed by western blot with 67439-1-Ig (SOX9 antibody) at dilution of 1:10000 incubated at room temperature for 1.5 hours. The membrane was stripped and reblotted with HRP-conjugated GAPDH Monoclonal antibody (HRP-60004) as loading control.



human placenta tissue were subjected to SDS PAGE followed by western blot with 67439-1-Ig (SOX9 antibody) at dilution of 1:3000 incubated at room temperature for 1.5 hours.



1X10⁶ HeLa cells were intracellularly stained with 0.4 ug Anti-Human SOX9 (67439-1-Ig, Clone: 1H9A6) and CoraLite® 488-Conjugated AffiniPure Goat Anti-Mouse IgG(H+L) at dilution 1:1000 (red), or 0.4 ug Mouse IgG1 Isotype Control (MOPC-21) (65124-1-Ig, Clone: MOPC-21) (blue). Cells were fixed and permeabilized with Transcription Factor Staining Buffer Kit (PF00011).