

For Research Use Only

HOMER2 Monoclonal antibody, PBS Only



Catalog Number: 67377-1-PBS

Basic Information

Catalog Number: 67377-1-PBS	GenBank Accession Number: BC012109	Purification Method: Protein A purification
Size: 100ug, Concentration: 1 mg/ml by Nanodrop;	GeneID (NCBI): 9455	CloneNo.: 1G5G1
Source: Mouse	UNIPROT ID: Q9NSB8	
Isotype: IgG3	Full Name: homer homolog 2 (Drosophila)	
Immunogen Catalog Number: AG25177	Calculated MW: 41 kDa	
	Observed MW: 40 kDa	

Applications

Tested Applications:
WB, IHC, Indirect ELISA

Species Specificity:
Human

Storage


Storage:
Store at -80°C.

Storage Buffer:
PBS Only

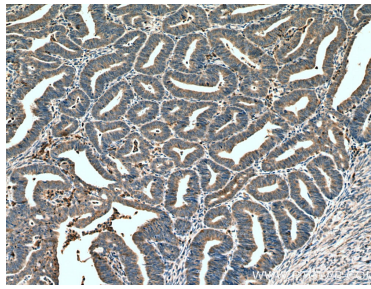
For technical support and original validation data for this product please contact:
T: 1 (888) 4PTGLAB (1-888-478-4522) (toll free in USA), or 1(312) 455-8498 (outside USA) E: proteintech@ptglab.com
W: ptglab.com

This product is exclusively available under Proteintech Group brand and is not available to purchase from any other manufacturer.

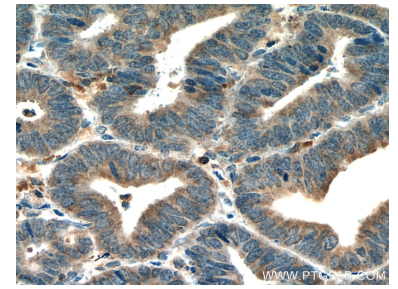
Selected Validation Data



LNCaP cells were subjected to SDS PAGE followed by western blot with 67377-1-Ig (HOMER2 antibody) at dilution of 1:3000 incubated at room temperature for 1.5 hours. This data was developed using the same antibody clone with 67377-1-PBS in a different storage buffer formulation.



Immunohistochemical analysis of paraffin-embedded human endometrial cancer tissue slide using 67377-1-Ig (HOMER2 antibody) at dilution of 1:400 (under 10x lens). Heat mediated antigen retrieval with Tris-EDTA buffer (pH 9.0). This data was developed using the same antibody clone with 67377-1-PBS in a different storage buffer formulation.



Immunohistochemical analysis of paraffin-embedded human endometrial cancer tissue slide using 67377-1-Ig (HOMER2 antibody) at dilution of 1:400 (under 40x lens). Heat mediated antigen retrieval with Tris-EDTA buffer (pH 9.0). This data was developed using the same antibody clone with 67377-1-PBS in a different storage buffer formulation.