

For Research Use Only

# N-cadherin Monoclonal antibody, PBS Only (Capture/Detector)

Catalog Number: 66219-2-PBS



## Basic Information

<b>Catalog Number:</b> 66219-2-PBS	<b>GenBank Accession Number:</b> BC036470	<b>Purification Method:</b> Protein G Magarose purification
<b>Size:</b> 100ug , Concentration: 1 mg/ml by Nanodrop;	<b>GeneID (NCBI):</b> 1000	<b>CloneNo.:</b> 2C9A1
<b>Source:</b> Mouse	<b>UNIPROT ID:</b> P19022	
<b>Isotype:</b> IgG1	<b>Full Name:</b> cadherin 2, type 1, N-cadherin (neuronal)	
<b>Immunogen Catalog Number:</b> AG4996	<b>Calculated MW:</b> 906 aa, 100 kDa	

## Applications

**Tested Applications:**  
Cytometric bead array, Indirect ELISA

**Species Specificity:**  
human

## Product Information

66219-2-PBS targets N-cadherin as part of a matched antibody pair.

MP50439-1: 66219-2-PBS capture and 68532-2-PBS detection (validated in Cytometric bead array)

MP50439-2: 66219-1-PBS capture and 66219-2-PBS detection (validated in Cytometric bead array)

MP50439-3: 66219-3-PBS capture and 66219-2-PBS detection (validated in Cytometric bead array)

Unconjugated mouse monoclonal antibody pair in PBS only (BSA and azide free) storage buffer at a concentration of 1 mg/mL, ready for conjugation.

This conjugation ready format makes antibodies ideal for use in many applications including: ELISAs, multiplex assays requiring matched pairs, mass cytometry, and multiplex imaging applications. Antibody use should be optimized by the end user for each application and assay.

## Storage

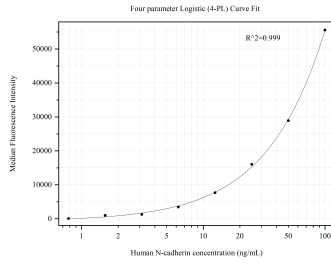
**Storage:**  
Store at -80°C.

**Storage Buffer:**  
PBS Only

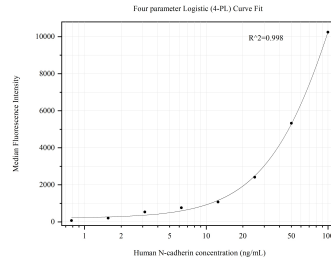
For technical support and original validation data for this product please contact:  
T: 1 (888) 4PTGLAB (1-888-478-4522) (toll free in USA), or 1(312) 455-8498 (outside USA)      E: [proteintech@ptglab.com](mailto:proteintech@ptglab.com)      W: [ptglab.com](http://ptglab.com)

**This product is exclusively available under Proteintech Group brand and is not available to purchase from any other manufacturer.**

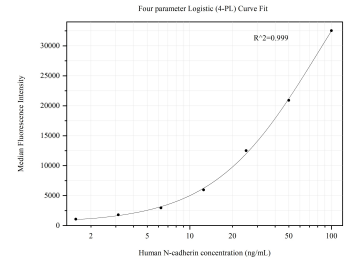
## Selected Validation Data



Cytometric bead array standard curve of MP50439-1, N-cadherin Monoclonal Matched Antibody Pair, PBS Only. Capture antibody: 66219-2-PBS. Detection antibody: 68532-2-PBS. Standard:Eg0701. Range: 0.781-100 ng/mL



Cytometric bead array standard curve of MP50439-2, N-cadherin Monoclonal Matched Antibody Pair, PBS Only. Capture antibody: 66219-1-PBS. Detection antibody: 66219-2-PBS. Standard:Eg0701. Range: 0.781-100 ng/mL



Cytometric bead array standard curve of MP50439-3, N-cadherin Monoclonal Matched Antibody Pair, PBS Only. Capture antibody: 66219-3-PBS. Detection antibody: 66219-2-PBS. Standard:Eg0701. Range: 1.563-100 ng/mL