

For Research Use Only

Anti-Human CD44 (F10-44-2) Mouse IgG2a Recombinant Antibody, PBS Only

Catalog Number: 65608-1-PBS



Basic Information

Catalog Number:

65608-1-PBS

Size:

1mg, 2 mg/ml

Source:

Mouse

Isotype:

IgG2a

GenBank Accession Number:

BC004372

GeneID (NCBI):

960

ENSEMBL Gene ID:

ENSG00000026508

Full Name:

CD44 molecule (Indian blood group)

Calculated MW:

742 aa, 82 kDa

Purification Method:

Protein A purification

CloneNo.:

F10-44-2

Applications

Tested Applications:

FC

Species Specificity:

human

Background Information

CD44 is a type I transmembrane glycoprotein expressed on embryonic stem cells and in various levels on other cell types including connective tissues and bone marrow. CD44 expression is also upregulated in subpopulations of cancer cells and is recognized as a molecular marker for cancer stem cells (PMID: 29747682). It is a cell-surface receptor that mediates cell-cell and cell-matrix interactions through its affinity for hyaluronic acid (HA) and possibly also through its affinity for other ligands (PMID: 10694938). Adhesion with HA plays an important role in cell migration, tumor growth and progression. CD44 is also involved in lymphocyte activation, recirculation and homing, and in hematopoiesis.

Storage

Storage:

Store at -80°C.

Storage Buffer:

PBS Only

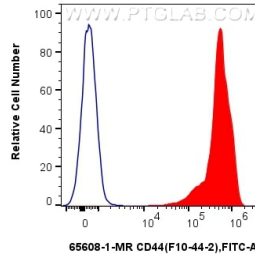
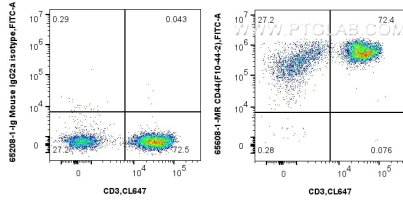
For technical support and original validation data for this product please contact:

T: 1 (888) 4PTGLAB (1-888-478-4522) (toll free in USA), or 1(312) 455-8498 (outside USA)


E: proteintech@ptglab.com
W: ptglab.com

This product is exclusively available under Proteintech Group brand and is not available to purchase from any other manufacturer.

Selected Validation Data



1x10⁶ human PBMCs were surface stained with 0.25 ug Anti-Human CD44 Mouse IgG2a Recombinant Antibody (65608-1-MR, Clone: F10-44-2) or Mouse IgG2a Isotype Control (65208-1-Ig, Clone: C1.18.4) and CoraLite® 488-Conjugated AffiniPure Donkey Anti-Mouse IgG(H+L). Cells were then stained with CoraLite® Plus 647 Anti-Human CD3. Cells were not fixed. Lymphocytes were gated. This data was developed using the same antibody clone



1x10⁶ human PBMCs were surface stained with 0.25 ug Anti-Human CD44 Mouse IgG2a Recombinant Antibody (65608-1-MR, Clone: F10-44-2) (red) or Mouse IgG2a Isotype Control (65208-1-Ig, Clone: C1.18.4) (blue) and CoraLite® 488-Conjugated AffiniPure Donkey Anti-Mouse IgG(H+L). Cells were not fixed. Lymphocytes were gated. This data was developed using the same antibody clone with 65608-1-PBS in a different storage buffer formulation.

