

For Research Use Only

Anti-Human CD73 (AD2) Mouse IgG2a Recombinant Antibody, PBS Only

Catalog Number: 65564-1-PBS



Basic Information

Catalog Number:

65564-1-PBS

Size:

1mg, 2mg/ml

Source:

Mouse

Isotype:

IgG2a

GenBank Accession Number:

BC015940

GeneID (NCBI):

4907

UNIPROT ID:

P21589

Full Name:

5'-nucleotidase, ecto (CD73)

Calculated MW:

29 kDa, 63 kDa

Purification Method:

Protein A purification

CloneNo.:

AD2

Applications

Tested Applications:

FC

Species Specificity:

human

Background Information

CD73, also known as ecto-5'-nucleotidase (5'-NT), is a 70-kDa, glycosyl-phosphatidylinositol-linked membrane-bound glycoprotein found in most tissues (PMID: 18404475; 20179192). CD73 is an ectoenzyme that catalyzes the dephosphorylation of AMP and other nucleoside monophosphates (PMID: 9553767). In the human immune system, CD73 is expressed on subsets of T and B cells, on germinal center follicular dendritic cells, and on thymic medullary reticular fibroblasts and epithelial cells (PMID: 2137649; 9553767). CD73 is highly expressed in many human solid tumors and is closely involved in cancer progression (PMID: 20179192).

Storage

Storage:

Store at -80°C. Stable for one year after shipment.

Storage Buffer:

PBS Only

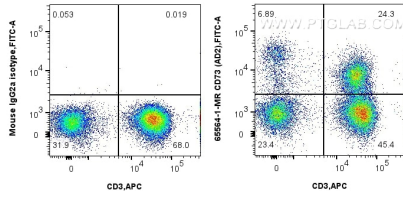
For technical support and original validation data for this product please contact:

T: 1 (888) 4PTGLAB (1-888-478-4522) (toll free in USA), or 1(312) 455-8498 (outside USA)

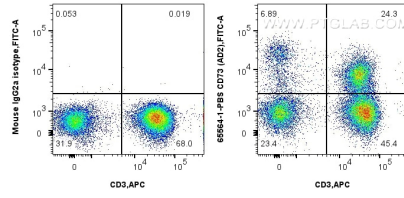

E: proteintech@ptglab.com
W: ptglab.com

This product is exclusively available under Proteintech Group brand and is not available to purchase from any other manufacturer.

Selected Validation Data



1x10⁶ human PBMCs were surface stained with 0.5 ug Anti-Human CD73 Mouse Recombinant Antibody (65564-1-MR, Clone:AD2) or 0.5 ug Mouse IgG2a Isotype Control (65208-1-Ig, Clone: C.1.18.4) and CoraLite®488-Conjugated AffiniPure Goat Anti-Mouse IgG(H+L). Cells were then stained with APC Anti-Human CD3. Cells were not fixed. Lymphocytes were gated. This data was developed using the same antibody clone with 65564-1-PBS in a



1x10⁶ human PBMCs were surface stained with 0.5 ug Anti-Human CD73 Mouse Recombinant Antibody, PBS Only (65564-1-PBS, Clone:AD2) or 0.5 ug Mouse IgG2a Isotype Control (65208-1-Ig, Clone: C.1.18.4) and CoraLite®488-Conjugated AffiniPure Goat Anti-Mouse IgG(H+L). Cells were then stained with APC Anti-Human CD3. Cells were not fixed. Lymphocytes were gated.