

For Research Use Only

VHL Monoclonal antibody, PBS Only (Detector)

Catalog Number: 60776-2-PBS



Basic Information

Catalog Number: 60776-2-PBS	GenBank Accession Number: BC058831	Purification Method: Protein G Magarose purification
Size: 100ug, Concentration: 1 mg/ml by Nanodrop;	GeneID (NCBI): 7428	CloneNo.: 3B2G10
Source: Mouse	UNIPROT ID: P40337	
Isotype: IgG1	Full Name: von Hippel-Lindau tumor suppressor	
Immunogen Catalog Number: AG28860	Calculated MW: 172 aa, 20 kDa	

Applications

Tested Applications:
Cytometric bead array, Indirect ELISA

Species Specificity:
human

Product Information

60776-2-PBS targets VHL as part of a matched antibody pair:

MP51106-1: 60776-1-PBS capture and 60776-2-PBS detection (validated in Cytometric bead array)

MP51106-3: 60776-4-PBS capture and 60776-2-PBS detection (validated in Cytometric bead array)

MP51106-4: 60777-1-PBS capture and 60776-2-PBS detection (validated in Cytometric bead array)

Unconjugated mouse monoclonal antibody pair in PBS only (BSA and azide free) storage buffer at a concentration of 1 mg/mL, ready for conjugation.

This conjugation ready format makes antibodies ideal for use in many applications including: ELISAs, multiplex assays requiring matched pairs, mass cytometry, and multiplex imaging applications. Antibody use should be optimized by the end user for each application and assay.

Storage

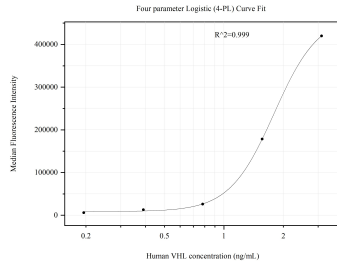
Storage:
Store at -80°C.

Storage Buffer:
PBS Only

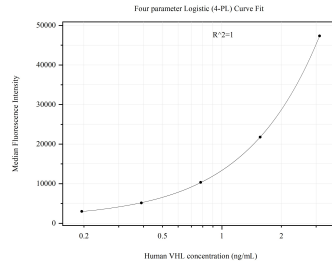
For technical support and original validation data for this product please contact:
T: 1 (888) 4PTGLAB (1-888-478-4522) (toll free in USA), or 1(312) 455-8498 (outside USA) E: proteintech@ptglab.com
W: ptglab.com

This product is exclusively available under Proteintech Group brand and is not available to purchase from any other manufacturer.

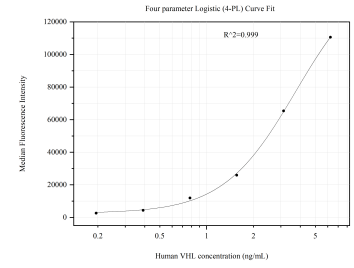
Selected Validation Data



Cytometric bead array standard curve of MP51106-1, VHL Monoclonal Matched Antibody Pair, PBS Only. Capture antibody: 60776-1-PBS. Detection antibody: 60776-2-PBS. Standard:Ag28860. Range: 0.195-3.125 ng/mL



Cytometric bead array standard curve of MP51106-3, VHL Monoclonal Matched Antibody Pair, PBS Only. Capture antibody: 60776-4-PBS. Detection antibody: 60776-2-PBS. Standard:Ag28860. Range: 0.195-3.125 ng/mL



Cytometric bead array standard curve of MP51106-4, VHL Monoclonal Matched Antibody Pair, PBS Only. Capture antibody: 60777-1-PBS. Detection antibody: 60776-2-PBS. Standard:Ag28860. Range: 0.195-6.25 ng/mL