

For Research Use Only

Transthyretin Monoclonal antibody, PBS Only (Capture/Detector)

Catalog Number: 60721-1-PBS



Basic Information

Catalog Number: 60721-1-PBS	GenBank Accession Number: NM_000371.4	Purification Method: Protein G purification
Size: 100ug , Concentration: 1 mg/ml by Nanodrop;	GeneID (NCBI): 7276	CloneNo.: 3E4A2
Source: Mouse	UNIPROT ID: P02766	
Isotype: IgG1	Full Name: transthyretin	
	Calculated MW: 16 kDa	

Applications

Tested Applications:
Cytometric bead array, Indirect ELISA

Species Specificity:
human

Product Information

60721-1-PBS targets Transthyretin as part of a matched antibody pair:

MP51034-1: 60721-1-PBS capture and 60721-2-PBS detection (validated in Cytometric bead array)

MP51034-2: 60721-1-PBS capture and 60721-3-PBS detection (validated in Cytometric bead array)

MP51034-3: 60721-4-PBS capture and 60721-1-PBS detection (validated in Cytometric bead array)

MP51034-4: 60721-1-PBS capture and 60721-5-PBS detection (validated in Cytometric bead array)

Unconjugated mouse monoclonal antibody pair in PBS only (BSA and azide free) storage buffer at a concentration of 1 mg/mL, ready for conjugation.

This conjugation ready format makes antibodies ideal for use in many applications including: ELISAs, multiplex assays requiring matched pairs, mass cytometry, and multiplex imaging applications. Antibody use should be optimized by the end user for each application and assay.

Storage

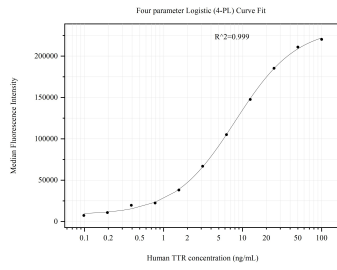
Storage:
Store at -80°C.

Storage Buffer:
PBS Only

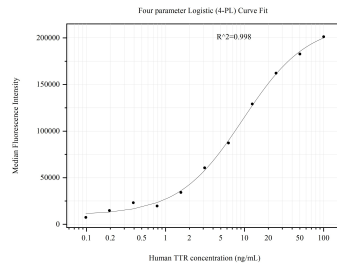
For technical support and original validation data for this product please contact:
T: 1 (888) 4PTGLAB (1-888-478-4522) (toll free in USA), or 1(312) 455-8498 (outside USA) E: proteintech@ptglab.com
W: ptglab.com

This product is exclusively available under Proteintech Group brand and is not available to purchase from any other manufacturer.

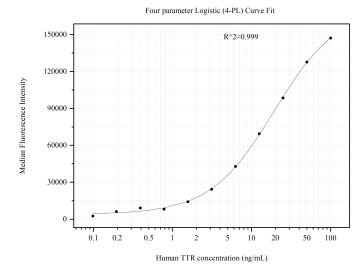
Selected Validation Data



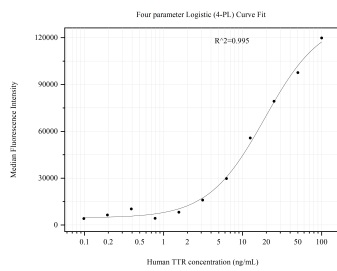
Cytometric bead array standard curve of MP51034-1, Transthyretin Monoclonal Matched Antibody Pair, PBS Only. Capture antibody: 60721-1-PBS. Detection antibody: 60721-2-PBS. Standard:Eg0931. Range: 0.098-100 ng/mL



Cytometric bead array standard curve of MP51034-2, Transthyretin Monoclonal Matched Antibody Pair, PBS Only. Capture antibody: 60721-1-PBS. Detection antibody: 60721-3-PBS. Standard:Eg0931. Range: 0.098-100 ng/mL



Cytometric bead array standard curve of MP51034-3, Transthyretin Monoclonal Matched Antibody Pair, PBS Only. Capture antibody: 60721-4-PBS. Detection antibody: 60721-1-PBS. Standard:Eg0931. Range: 0.098-100 ng/mL



Cytometric bead array standard curve of MP51034-4, Transthyretin Monoclonal Matched Antibody Pair, PBS Only. Capture antibody: 60721-1-PBS. Detection antibody: 60721-5-PBS. Standard:Eg0931. Range: 0.098-100 ng/mL