

For Research Use Only

AMFR Monoclonal antibody, PBS Only (Capture)

Catalog Number: 60519-1-PBS



Basic Information

Catalog Number: 60519-1-PBS	GenBank Accession Number: BC069197	Purification Method: Protein G Magarose purification
Size: 100ug , Concentration: 1 mg/ml by Nanodrop;	GeneID (NCBI): 267	CloneNo.: 3C2C3
Source: Mouse	UNIPROT ID: Q9UKV5	
Isotype: IgG1	Full Name: autocrine motility factor receptor	
Immunogen Catalog Number: AG10308	Calculated MW: 643 aa, 73 kDa	

Applications

Tested Applications:
Cytometric bead array, Indirect ELISA

Species Specificity:
human

Product Information

60519-1-PBS targets AMFR as part of a matched antibody pair:

MP50731-1: 60519-1-PBS capture and 60519-2-PBS detection (validated in Cytometric bead array)

MP50731-2: 60519-1-PBS capture and 60519-3-PBS detection (validated in Cytometric bead array)

MP50731-3: 60519-1-PBS capture and 60519-4-PBS detection (validated in Cytometric bead array)

Unconjugated mouse monoclonal antibody pair in PBS only (BSA and azide free) storage buffer at a concentration of 1 mg/mL, ready for conjugation.

This conjugation ready format makes antibodies ideal for use in many applications including: ELISAs, multiplex assays requiring matched pairs, mass cytometry, and multiplex imaging applications. Antibody use should be optimized by the end user for each application and assay.

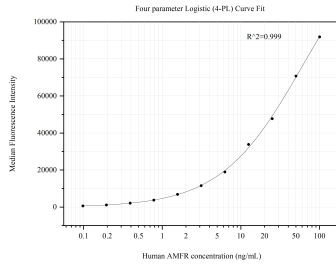
Storage

Storage:
Store at -80°C.
Storage Buffer:
PBS Only

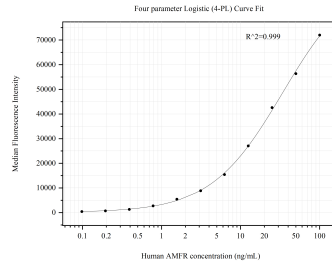
For technical support and original validation data for this product please contact:
T: 1 (888) 4PTGLAB (1-888-478-4522) (toll free in USA), or 1(312) 455-8498 (outside USA) E: proteintech@ptglab.com
W: ptglab.com

This product is exclusively available under Proteintech Group brand and is not available to purchase from any other manufacturer.

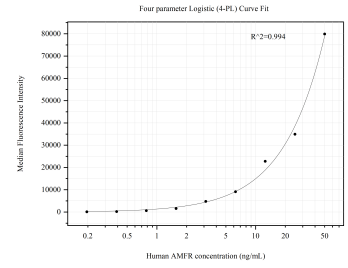
Selected Validation Data



Cytometric bead array standard curve of MP50731-1, AMFR Monoclonal Matched Antibody Pair, PBS Only. Capture antibody: 60519-1-PBS. Detection antibody: 60519-2-PBS. Standard:Ag10308. Range: 0.098-100 ng/mL



Cytometric bead array standard curve of MP50731-2, AMFR Monoclonal Matched Antibody Pair, PBS Only. Capture antibody: 60519-1-PBS. Detection antibody: 60519-3-PBS. Standard:Ag10308. Range: 0.098-100 ng/mL



Cytometric bead array standard curve of MP50731-3, AMFR Monoclonal Matched Antibody Pair, PBS Only. Capture antibody: 60519-1-PBS. Detection antibody: 60519-4-PBS. Standard:Ag10308. Range: 0.195-50 ng/mL