

For Research Use Only

# SLAMF7/CD319 Polyclonal antibody

Catalog Number:30573-1-AP



## Basic Information

<b>Catalog Number:</b> 30573-1-AP	<b>GenBank Accession Number:</b> BC027867	<b>Purification Method:</b> Antigen affinity purification
<b>Size:</b> 150ul , Concentration: 400 ug/ml by Nanodrop;	<b>GeneID (NCBI):</b> 57823	<b>Recommended Dilutions:</b> WB 1:1000-1:6000 IHC 1:200-1:800
<b>Source:</b> Rabbit	<b>UNIPROT ID:</b> Q9NQ25	
<b>Isotype:</b> IgG	<b>Full Name:</b> SLAM family member 7	
	<b>Calculated MW:</b> 335 aa, 37 kDa	
	<b>Observed MW:</b> 66-80 kDa	

## Applications

<b>Tested Applications:</b> WB, IHC, ELISA	<b>Positive Controls:</b> WB : IM-9 cells, IHC : human tonsillitis tissue,
<b>Species Specificity:</b> human	

**Note-IHC: suggested antigen retrieval with TE buffer pH 9.0; (\*) Alternatively, antigen retrieval may be performed with citrate buffer pH 6.0**

## Background Information

Signaling lymphocyte activation molecule (SLAM) family receptors is a group of type I transmembrane receptors belonging to the immunoglobulin superfamily (PMID: 37251372). The SLAM family contains nine members that contain an extracellular segment comprising two or four Ig-like domains (V-like variable and C2-like constant), a transmembrane region and a cytoplasmic tail (PMID: 29662641). They are involved in various physiological and pathological processes, including the regulation of immunological responses and the route of viral entry. SLAMF7, also known as CS1, CRACC or CD319, is expressed on NK cells, CD8+ T lymphocytes, B lymphocytes, and mature dendritic cells (PMID: 28861320). It exerts both activating and inhibitory effects depending on the expression status of SAP or EAT-2. SLAMF7 is overexpressed in multiple myeloma and makes it a target for immunotherapy (PMID: 28861320). The native molecular weight of SLAMF7 is 37 kDa and the apparent molecular mass shifts due to glycosylation (PMID: 11698418; 36381324).

## Storage

**Storage:**  
Store at -20°C. Stable for one year after shipment.  
**Storage Buffer:**  
PBS with 0.02% sodium azide and 50% glycerol pH 7.3.  
Aliquoting is unnecessary for -20°C storage

\*\*\* 20ul sizes contain 0.1% BSA

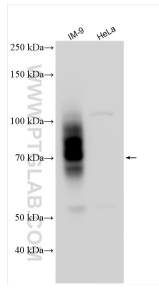
For technical support and original validation data for this product please contact:

T: 1 (888) 4PTGLAB (1-888-478-4522) (toll free in USA), or 1(312) 455-8498 (outside USA)

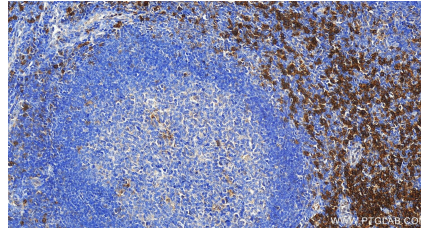
E: proteintech@ptglab.com  
W: ptglab.com

This product is exclusively available under Proteintech Group brand and is not available to purchase from any other manufacturer.

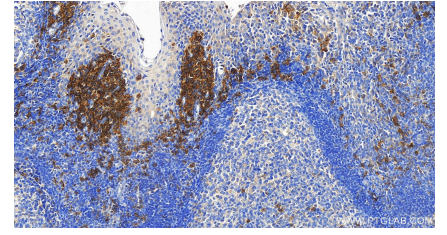
## Selected Validation Data



Various lysates were subjected to SDS PAGE followed by western blot with 30573-1-AP (SLAMF7/CD319 antibody) at dilution of 1:3000 incubated at room temperature for 1.5 hours.



Immunohistochemical analysis of paraffin-embedded human tonsillitis tissue slide using 30573-1-AP (SLAMF7 antibody) at dilution of 1:400 (under 20x lens). Heat mediated antigen retrieval with Tris-EDTA buffer (pH 9.0).



Immunohistochemical analysis of paraffin-embedded human tonsillitis tissue slide using 30573-1-AP (SLAMF7 antibody) at dilution of 1:400 (under 20x lens). Heat mediated antigen retrieval with Tris-EDTA buffer (pH 9.0).