

For Research Use Only

DKK4 Polyclonal antibody

Catalog Number: 27080-1-AP **1 Publications**



Basic Information

Catalog Number: 27080-1-AP	GenBank Accession Number: BC107047	Purification Method: Antigen affinity purification
Size: 150ul, Concentration: 1000 µg/ml by Nanodrop and 500 µg/ml by Bradford method using BSA as the standard;	GeneID (NCBI): 27121	Recommended Dilutions: WB 1:500-1:2000 IHC 1:50-1:500
Source: Rabbit	Full Name: dickkopf homolog 4 (Xenopus laevis)	
Isotype: IgG	Calculated MW: 224 aa, 25 kDa	
Immunogen Catalog Number: AG24209	Observed MW: 27 kDa	

Applications

Tested Applications: IHC, WB, ELISA	Positive Controls: WB: mouse cerebellum tissue, IHC: human oesophagus tissue,
Cited Applications: IF, IHC, WB	
Species Specificity: human, mouse	
Cited Species: human, mouse	
Note-IHC: suggested antigen retrieval with TE buffer pH 9.0; (*) Alternatively, antigen retrieval may be performed with citrate buffer pH 6.0	

Background Information

Notable Publications

Author	Pubmed ID	Journal	Application
Zhongqi Cui	37070251	Clin Transl Med	WB, IHC, IF

Storage


Storage:
Store at -20°C. Stable for one year after shipment.
Storage Buffer:
PBS with 0.02% sodium azide and 50% glycerol pH 7.3.
Aliquoting is unnecessary for -20°C storage

*** 20ul sizes contain 0.1% BSA

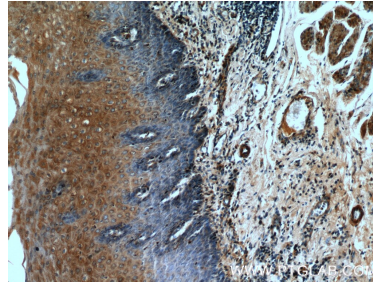
For technical support and original validation data for this product please contact:
T: 1 (888) 4PTGLAB (1-888-478-4522) (toll free in USA), or 1(312) 455-8498 (outside USA) E: proteintech@ptglab.com W: ptglab.com

This product is exclusively available under Proteintech Group brand and is not available to purchase from any other manufacturer.

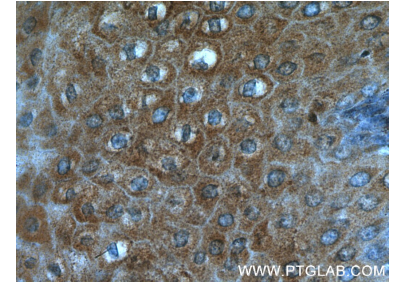
Selected Validation Data



mouse cerebellum tissue were subjected to SDS PAGE followed by western blot with 27080-1-AP (DKK4 Antibody) at dilution of 1:1000 incubated at room temperature for 1.5 hours.



Immunohistochemical analysis of paraffin-embedded human oesophagus tissue slide using 27080-1-AP (DKK4 Antibody) at dilution of 1:200 (under 10x lens).



Immunohistochemical analysis of paraffin-embedded human oesophagus tissue slide using 27080-1-AP (DKK4 Antibody) at dilution of 1:200 (under 40x lens).