

For Research Use Only

AHNAK2 Polyclonal antibody

Catalog Number: 27078-1-AP



Basic Information

Catalog Number: 27078-1-AP	GenBank Accession Number: BC049216	Purification Method: Antigen affinity purification
Size: 150ul , Concentration: 400 µg/ml by Nanodrop and 333 µg/ml by Bradford method using BSA as the standard;	GeneID (NCBI): 113146	Recommended Dilutions: WB 1:1000-1:4000 IHC 1:50-1:500
Source: Rabbit	Full Name: AHNAK nucleoprotein 2	
Isotype: IgG	Calculated MW: 617 kDa	
Immunogen Catalog Number: AG25895		

Applications

Tested Applications: IHC, WB, ELISA	Positive Controls:
Species Specificity: human	WB : HeLa cells, IHC : human heart tissue,
Note-IHC: suggested antigen retrieval with TE buffer pH 9.0; (*) Alternatively, antigen retrieval may be performed with citrate buffer pH 6.0	

Background Information

Storage


Storage:
Store at -20°C. Stable for one year after shipment.
Storage Buffer:
PBS with 0.02% sodium azide and 50% glycerol pH 7.3.
Aliquoting is unnecessary for -20°C storage

*** 20ul sizes contain 0.1% BSA

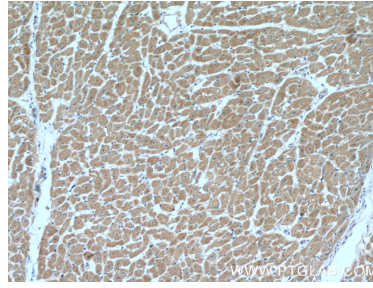
For technical support and original validation data for this product please contact:
T: 1 (888) 4PTGLAB (1-888-478-4522) (toll free in USA), or 1(312) 455-8498 (outside USA) E: proteintech@ptglab.com W: ptglab.com

This product is exclusively available under Proteintech Group brand and is not available to purchase from any other manufacturer.

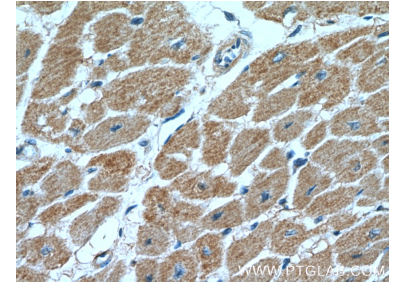
Selected Validation Data



HeLa cells were subjected to Tris-acetate gel system followed by western blot with 27078-1-AP (AHNAK2 antibody) at dilution of 1:2000 incubated at room temperature for 1.5 hours.



Immunohistochemical analysis of paraffin-embedded human heart tissue slide using 27078-1-AP (AHNAK2 Antibody) at dilution of 1:200 (under 10x lens).



Immunohistochemical analysis of paraffin-embedded human heart tissue slide using 27078-1-AP (AHNAK2 Antibody) at dilution of 1:200 (under 40x lens).