

For Research Use Only

Perilipin 5 Polyclonal antibody

Catalog Number: 26951-1-AP

Featured Product

15 Publications



Basic Information

Catalog Number: 26951-1-AP	GenBank Accession Number: BC131524	Purification Method: Antigen affinity purification
Size: 150ul, Concentration: 1000 µg/ml by Nanodrop;	GeneID (NCBI): 440503	Recommended Dilutions: WB 1:2000-1:10000 IHC 1:50-1:500
Source: Rabbit	Full Name: Lipid storage droplet protein 5	
Isotype: IgG	Calculated MW: 463 aa, 51 kDa	
Immunogen Catalog Number: AG25272	Observed MW: 51-55 kDa	

Applications

Tested Applications: IHC, WB, ELISA	Positive Controls:
Cited Applications: IF, IHC, IP, WB	WB: MCF-7 cells, pig heart tissue, mouse liver tissue, mouse heart tissue, rat heart tissue
Species Specificity: human, pig, mouse, rat	IHC: human liver tissue, mouse heart tissue, mouse brown adipose tissue, human heart tissue
Cited Species: human, rat, mouse	
Note-IHC: suggested antigen retrieval with TE buffer pH 9.0; (*) Alternatively, antigen retrieval may be performed with citrate buffer pH 6.0	

Background Information

Perilipin 5 (also known as LSDP5/OXPAT) is a lipid droplet (LD) coat protein that promotes association of LDs with mitochondria and is mainly present in tissues with a high fat-oxidative capacity, such as heart, skeletal muscles and brown adipose tissue. It plays an important role in the regulation of cardiac lipid storage and function.

Notable Publications

Author	Pubmed ID	Journal	Application
Xinyu Bao	36107452	J Mol Cell Biol	WB
Yanjie Tan	31614673	Cells	WB
Miljenko V Panajatovic	34066911	Int J Mol Sci	WB

Storage

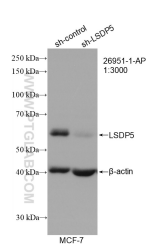
Storage:
Store at -20°C. Stable for one year after shipment.
Storage Buffer:
PBS with 0.02% sodium azide and 50% glycerol pH 7.3.
Aliquoting is unnecessary for -20°C storage

*** 20ul sizes contain 0.1% BSA

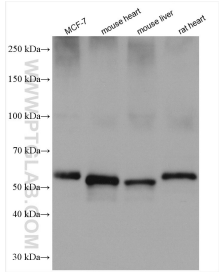
For technical support and original validation data for this product please contact:
T: 1 (888) 4PTGLAB (1-888-478-4522) (toll free in USA), or 1(312) 455-8498 (outside USA)
E: proteintech@ptglab.com
W: ptglab.com

This product is exclusively available under Proteintech Group brand and is not available to purchase from any other manufacturer.

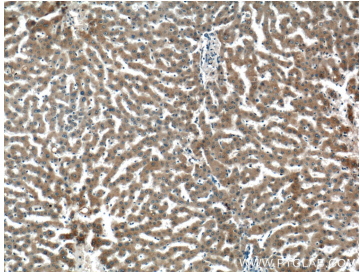
Selected Validation Data



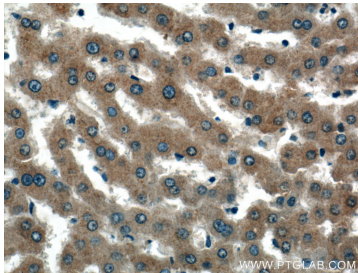
WB result of Perilipin 5 antibody (26951-1-AP; 1:3000; incubated at room temperature for 1.5 hours) with sh-Control and sh-Perilipin 5 transfected MCF-7 cells.



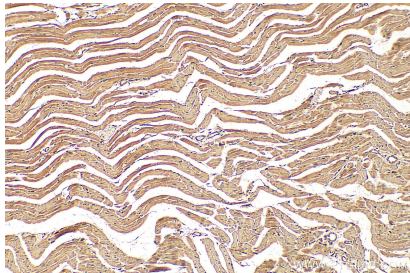
Various lysates were subjected to SDS PAGE followed by western blot with 26951-1-AP (Perilipin 5 antibody) at dilution of 1:5000 incubated at room temperature for 1.5 hours.



Immunohistochemical analysis of paraffin-embedded human liver tissue slide using 26951-1-AP (Perilipin 5 antibody at dilution of 1:200 (under 10x lens).



Immunohistochemical analysis of paraffin-embedded human liver tissue slide using 26951-1-AP (Perilipin 5 antibody at dilution of 1:200 (under 40x lens).



Immunohistochemical analysis of paraffin-embedded mouse heart tissue slide using 26951-1-AP (Perilipin 5 antibody) at dilution of 1:200 (under 10x lens). Heat mediated antigen retrieval with Tris-EDTA buffer (pH 9.0).