

For Research Use Only

USP7 Polyclonal antibody

Catalog Number: 26948-1-AP

Featured Product

8 Publications



Basic Information

Catalog Number:

26948-1-AP

Size:

150ul , Concentration: 350 ug/ml by Nanodrop;

Source:

Rabbit

Isotype:

IgG

Immunogen Catalog Number:

AG25634

GenBank Accession Number:

GeneID (NCBI):

7874

UNIPROT ID:

Q93009

Full Name:

ubiquitin specific peptidase 7 (herpes virus-associated)

Observed MW:

126-128 kDa

Purification Method:

Antigen affinity purification

Recommended Dilutions:

WB 1:500-1:3000
IHC 1:50-1:500

Applications

Tested Applications:

WB, IHC, ELISA

Cited Applications:

WB, RIP, IHC

Species Specificity:

human, mouse, rat

Cited Species:

human, mouse

Positive Controls:

WB : MCF-7 cells, U2OS cells, K-562 cells, mouse spleen tissue, NIH/3T3 cells, PC-12 cells

IHC : human prostate cancer tissue,

Note-IHC: suggested antigen retrieval with TE buffer pH 9.0; (*) Alternatively, antigen retrieval may be performed with citrate buffer pH 6.0

Notable Publications

Author	Pubmed ID	Journal	Application
Wenyng Gao	34630422	Front Immunol	WB
Yu-Hui Gu	36386139	Front Pharmacol	WB,IHC
Monika Vishnoi	30026332	Cancer Res	IHC

Storage

Storage:

Store at -20°C. Stable for one year after shipment.

Storage Buffer:

PBS with 0.02% sodium azide and 50% glycerol pH 7.3.

Aliquoting is unnecessary for -20°C storage

*** 20ul sizes contain 0.1% BSA

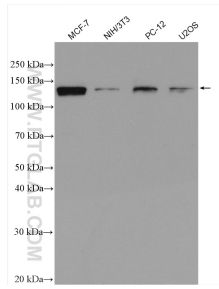
For technical support and original validation data for this product please contact:

T: 1 (888) 4PTGLAB (1-888-478-4522) (toll free in USA), or 1(312) 455-8498 (outside USA)

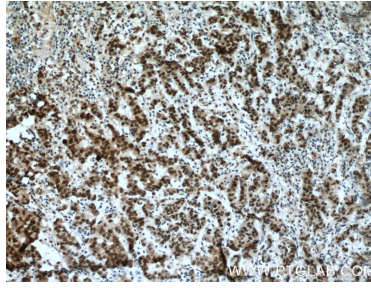
E: proteintech@ptglab.com
W: ptglab.com

This product is exclusively available under Proteintech Group brand and is not available to purchase from any other manufacturer.

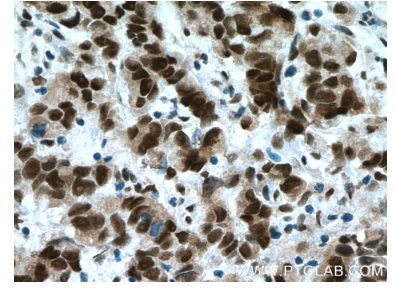
Selected Validation Data



Various lysates were subjected to SDS PAGE followed by western blot with 26948-1-AP (USP7 antibody) at dilution of 1:1500 incubated at room temperature for 1.5 hours.



Immunohistochemical analysis of paraffin-embedded human prostate cancer tissue slide using 26948-1-AP (USP7 Antibody) at dilution of 1:200 (under 10x lens). Heat mediated antigen retrieval with Tris-EDTA buffer (pH 9.0).



Immunohistochemical analysis of paraffin-embedded human prostate cancer tissue slide using 26948-1-AP (USP7 Antibody) at dilution of 1:200 (under 40x lens). Heat mediated antigen retrieval with Tris-EDTA buffer (pH 9.0).