

For Research Use Only

Vertnin Polyclonal antibody, PBS Only

Catalog Number: 24824-1-PBS



Basic Information

Catalog Number:

24824-1-PBS

Size:

100ug, Concentration: 1 mg/ml by Nanodrop;

Source:

Rabbit

Isotype:

IgG

Immunogen Catalog Number:

AG20678

GenBank Accession Number:

BC053325

GeneID (NCBI):

55237

UNIPROT ID:

Q9H8Y1

Full Name:

chromosome 14 open reading frame 115

Calculated MW:

702 aa, 78 kDa

Observed MW:

80 kDa

Purification Method:

Antigen affinity purification

Applications

Tested Applications:

WB, IHC, Indirect ELISA

Species Specificity:

human

Background Information

Vertnin, also named as VRTN and C14orf115, belongs to the vertnin family. It is an essential factor for development of the embryo in a wide range of organisms.

Storage

Storage:

Store at -80°C.

Storage Buffer:

PBS only, pH7.3

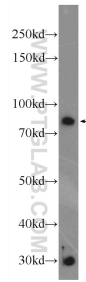
For technical support and original validation data for this product please contact:

T: 1 (888) 4PTGLAB (1-888-478-4522) (toll free in USA), or 1(312) 455-8498 (outside USA)

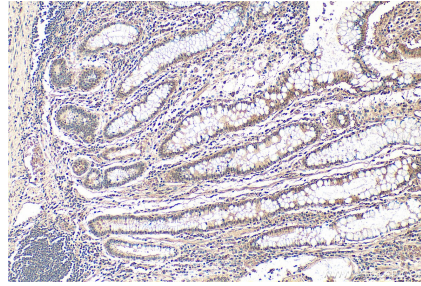
E: proteintech@ptglab.com
W: ptglab.com

This product is exclusively available under Proteintech Group brand and is not available to purchase from any other manufacturer.

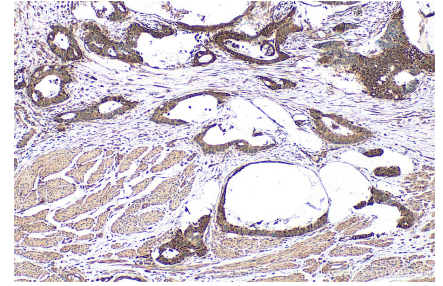
Selected Validation Data



SGC-7901 cells were subjected to SDS PAGE followed by western blot with 24824-1-AP (Vertnin antibody) at dilution of 1:300 incubated at room temperature for 1.5 hours. This data was developed using the same antibody clone with 24824-1-PBS in a different storage buffer formulation.



Immunohistochemical analysis of paraffin-embedded human stomach cancer tissue slide using 24824-1-AP (Vertnin antibody) at dilution of 1:200 (under 10x lens). Heat mediated antigen retrieval with Tris-EDTA buffer (pH 9.0). This data was developed using the same antibody clone with 24824-1-PBS in a different storage buffer formulation.



Immunohistochemical analysis of paraffin-embedded human urothelial carcinoma tissue slide using 24824-1-AP (Vertnin antibody) at dilution of 1:200 (under 10x lens). Heat mediated antigen retrieval with Tris-EDTA buffer (pH 9.0). This data was developed using the same antibody clone with 24824-1-PBS in a different storage buffer formulation.