

For Research Use Only

DNMT1 Polyclonal antibody

Catalog Number: 24206-1-AP

Featured Product

92 Publications



Basic Information

Catalog Number:

24206-1-AP

Size:

150ul, Concentration: 450 ug/ml by Nanodrop;

Source:

Rabbit

Isotype:

IgG

Immunogen Catalog Number:

AG19116

GenBank Accession Number:

BC126227

GeneID (NCBI):

1786

UNIPROT ID:

P26358

Full Name:

DNA (cytosine-5-)-methyltransferase 1

Calculated MW:

1632 aa, 185 kDa

Observed MW:

180-200 kDa

Purification Method:

Antigen affinity purification

Recommended Dilutions:

WB 1:500-1:2000

IP 0.5-4.0 ug for 1.0-3.0 mg of total protein lysate

IHC 1:50-1:500

IF/ICC 1:50-1:500

Applications

Tested Applications:

WB, IHC, IF/ICC, IP, ELISA

Cited Applications:

WB, IHC, IF, CoIP, ChIP, RIP

Species Specificity:

human, rat

Cited Species:

human, mouse, rat, pig, chicken, zebrafish, goat

Note-IHC: suggested antigen retrieval with TE buffer pH 9.0; (*) Alternatively, antigen retrieval may be performed with citrate buffer pH 6.0

Positive Controls:

WB: HeLa cells, C6 cells, HEK-293 cells, HepG2 cells, Jurkat cells

IP: HEK-293 cells,

IHC: human lung cancer tissue, human breast cancer tissue

IF/ICC: HepG2 cells,

Background Information

DNA methylation is a major epigenetic modification that regulates gene expression. DNMT1, the maintenance DNA methylation enzyme, is the primary enzyme responsible for copying methylation patterns after DNA replication. DNMT1 is required for X chromosome inactivation, imprinting, genomic methylation and proper embryonic development. Overexpression of DNMT1 has been reported in various cancers. DNMT1 exists some isoforms with MW 184 kDa and 145 kDa. (PMID: 10753866)

Notable Publications

Author	Pubmed ID	Journal	Application
Wenyuan Li	34588431	Cell Death Discov	WB
Yineng Han	32890413	Oral Dis	WB
Kalaiselvi Sivalingam	32899583	Brain Sci	WB,IF

Storage

Storage:

Store at -20°C. Stable for one year after shipment.

Storage Buffer:

PBS with 0.02% sodium azide and 50% glycerol, pH7.3

Aliquoting is unnecessary for -20°C storage

*** 20ul sizes contain 0.1% BSA

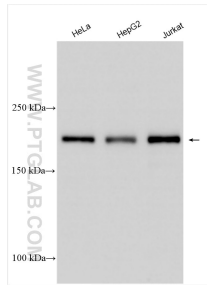
For technical support and original validation data for this product please contact:

T: 1 (888) 4PTGLAB (1-888-478-4522) (toll free in USA), or 1(312) 455-8498 (outside USA)

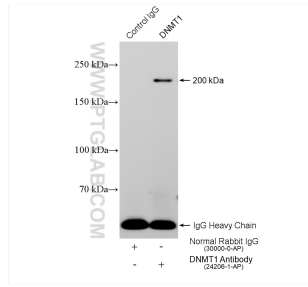
E: proteintech@ptglab.com
W: ptglab.com

This product is exclusively available under Proteintech Group brand and is not available to purchase from any other manufacturer.

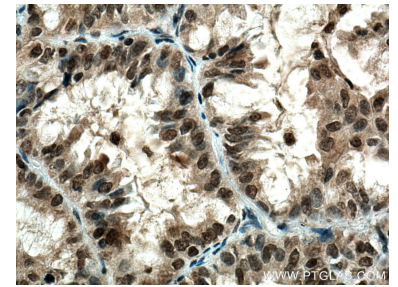
Selected Validation Data



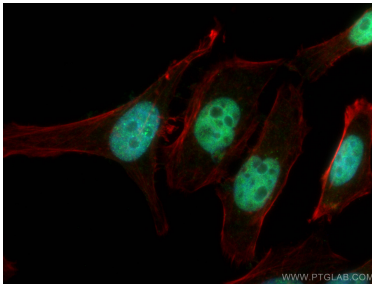
Various lysates were subjected to SDS PAGE followed by western blot with 24206-1-AP (DNMT1 antibody) at dilution of 1:1000 incubated at room temperature for 1.5 hours.



IP result of anti-DNMT1 (IP:24206-1-AP, 4ug; Detection:24206-1-AP 1:500) with HEK-293 cells lysate 1400 ug.



Immunohistochemical analysis of paraffin-embedded human lung cancer tissue slide using 24206-1-AP (DNMT1 antibody) at dilution of 1:200 (under 40x lens). Heat mediated antigen retrieval with Tris-EDTA buffer (pH 9.0).



Immunofluorescent analysis of (4% PFA) fixed HepG2 cells using DNMT1 antibody (24206-1-AP) at dilution of 1:200 and CoraLite®488-Conjugated AffiniPure Goat Anti-Rabbit IgG(H+L), CL594-Phalloidin (red).