

For Research Use Only

IFIT1 Polyclonal antibody

Catalog Number: 23247-1-AP

Featured Product

31 Publications



Basic Information

Catalog Number:

23247-1-AP

Size:

150ul, Concentration: 800 ug/ml by Nanodrop;

Source:

Rabbit

Isotype:

IgG

Immunogen Catalog Number:

AG19691

GenBank Accession Number:

BC007091

GeneID (NCBI):

3434

UNIPROT ID:

P09914

Full Name:

interferon-induced protein with tetratricopeptide repeats 1

Calculated MW:

478 aa, 55 kDa

Observed MW:

55 KDa

Purification Method:

Antigen Affinity purified

Recommended Dilutions:

WB 1:1000-1:4000

IHC 1:300-1:1200

IF/ICC 1:200-1:800

Applications

Tested Applications:

WB, IHC, IF/ICC, ELISA

Cited Applications:

WB, IHC, IF

Species Specificity:

human, mouse, rat

Cited Species:

human, mouse

Note-IHC: suggested antigen retrieval with TE buffer pH 9.0; (*) Alternatively, antigen retrieval may be performed with citrate buffer pH 6.0

Positive Controls:

WB: IFN beta treated HeLa cells,

IHC: mouse kidney tissue, human kidney tissue, mouse brain tissue, rat kidney tissue

IF/ICC: HeLa cells,

Background Information

IFIT1, also known as glucocorticoid-attenuated response gene 16 protein (GARG-16), is a 463 amino acid protein belonging to the IFIT family. IFIT genes comprise a large family with three (IFIT1, IFIT2, and IFIT3) and four (IFIT1, IFIT2, IFIT3, and IFIT5) members in mice and humans, respectively. IFIT1 specifically bound virus PPP-RNA forms a complex with IFIT2 and IFIT3 to sequester the viral PPP-RNA and prevent virus replication.

Notable Publications

Author	Pubmed ID	Journal	Application
Zhangtao Jiang	27681138	J Virol	WB
Gaurav Raikhy	31292244	J Virol	IF
Matthew L Scott	31666385	J Virol	WB

Storage

Storage:

Store at -20°C. Stable for one year after shipment.

Storage Buffer:

PBS with 0.02% sodium azide and 50% glycerol, pH7.3

Aliquoting is unnecessary for -20°C storage

*** 20ul sizes contain 0.1% BSA

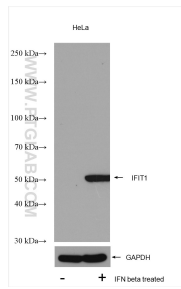
For technical support and original validation data for this product please contact:

T: 1 (888) 4PTGLAB (1-888-478-4522) (toll free in USA), or 1(312) 455-8498 (outside USA)

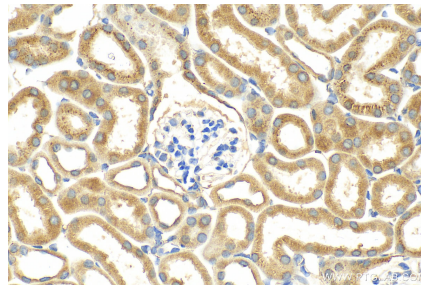
E: proteintech@ptglab.com
W: ptglab.com

This product is exclusively available under Proteintech Group brand and is not available to purchase from any other manufacturer.

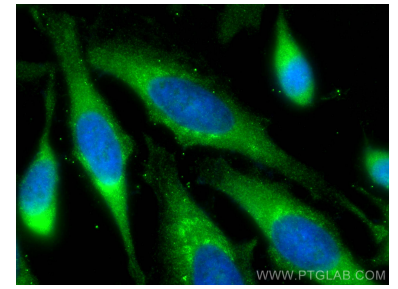
Selected Validation Data



untreated and IFN beta treated HeLa cells were subjected to SDS PAGE followed by western blot with 23247-1-AP (IFIT1 antibody) at dilution of 1:2000 incubated at room temperature for 1.5 hours.



Immunohistochemical analysis of paraffin-embedded mouse kidney tissue slide using 23247-1-AP (IFIT1 antibody) at dilution of 1:600 (under 40x lens). Heat mediated antigen retrieval with Tris-EDTA buffer (pH 9.0).



Immunofluorescent analysis of (-20°C Methanol) fixed HeLa cells using IFIT1 antibody (23247-1-AP) at dilution of 1:400 and CoraLite@488-Conjugated AffiniPure Goat Anti-Rabbit IgG(H+L).