

For Research Use Only

# ACSL4/FACL4 Polyclonal antibody

Catalog Number: 22401-1-AP

Featured Product

97 Publications



## Basic Information

### Catalog Number:

22401-1-AP

### Size:

150ul, Concentration: 750 µg/ml by Nanodrop;

### Source:

Rabbit

### Isotype:

IgG

### Immunogen Catalog Number:

AG18085

### GenBank Accession Number:

BC034959

### GeneID (NCBI):

2182

### UNIPROT ID:

O60488

### Full Name:

acyl-CoA synthetase long-chain family member 4

### Calculated MW:

711 aa, 79 kDa

### Observed MW:

79 kDa, 74 kDa

### Purification Method:

Antigen affinity purification

### Recommended Dilutions:

WB 1:2000-1:12000

IP 0.5-4.0 µg for 1.0-3.0 mg of total protein lysate

IHC 1:20-1:200

## Applications

### Tested Applications:

IHC, IP, WB, ELISA

### Cited Applications:

CoIP, IF, IHC, IP, WB

### Species Specificity:

human, Mouse, rat

### Cited Species:

human, rat, mouse, pig

**Note-IHC: suggested antigen retrieval with TE buffer pH 9.0; (\*) Alternatively, antigen retrieval may be performed with citrate buffer pH 6.0**

### Positive Controls:

**WB** : HEK-293 cells, HeLa cells, HepG2 cells, NIH/3T3 cells, COLO 320 cells

**IP** : HEK-293 cells,

**IHC** : human placenta tissue,

## Background Information

Acyl-CoA synthetase long-chain family member 4 (Acsl4), an important enzyme involved in lipid metabolism, participates in ferroptosis by converting free AA into arachidonoyl-CoA to generate lipid hydroperoxides. Recent studies revealed that ACSL4 is involved in biological responses including inflammation, steroidogenesis, cell death, female fertility, and cancer. Acsl4 has two isoforms: 79 kDa and 75 kDa. ACSL4 also can be detected in 70 kDa (PMID:35326233).

## Notable Publications

Author	Pubmed ID	Journal	Application
Yanan Zhao	36166594	J Agric Food Chem	WB
Mahmood Hassan Dalhat	36149760	Clin Transl Med	WB
Shiao Tong	36156371	Transl Oncol	WB

## Storage

### Storage:

Store at -20°C. Stable for one year after shipment.

### Storage Buffer:

PBS with 0.02% sodium azide and 50% glycerol pH 7.3.

Aliquoting is unnecessary for -20°C storage

\*\*\* 20ul sizes contain 0.1% BSA


For technical support and original validation data for this product please contact:

T: 1 (888) 4PTGLAB (1-888-478-4522) (toll free in USA), or 1(312) 455-8498 (outside USA)

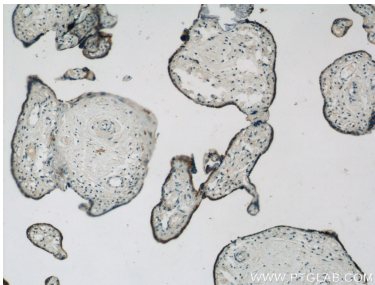
E: proteintech@ptglab.com  
W: ptglab.com

This product is exclusively available under Proteintech Group brand and is not available to purchase from any other manufacturer.

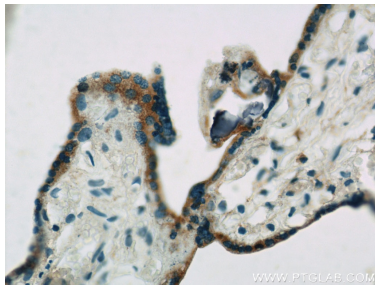
Selected Validation Data



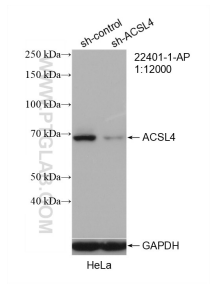
Various lysates were subjected to SDS PAGE followed by western blot with 22401-1-AP (ACSL4/FACL4 antibody) at dilution of 1:6000 incubated at room temperature for 1.5 hours.




Immunohistochemical analysis of paraffin-embedded human placenta slide using 22401-1-AP (ACSL4/FACL4 antibody at dilution of 1:50.



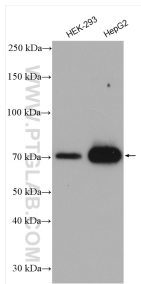
Immunohistochemical analysis of paraffin-embedded human placenta slide using 22401-1-AP (ACSL4/FACL4 antibody at dilution of 1:50.



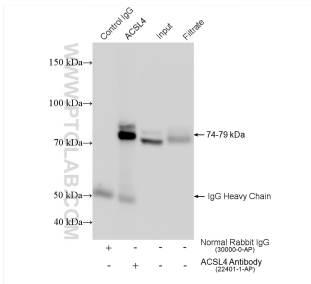
WB result of ACSL4/FACL4 antibody (22401-1-AP; 1:12000; incubated at room temperature for 1.5 hours) with sh-Control and sh-ACSL4/FACL4 transfected HeLa cells.



Various lysates were subjected to SDS PAGE followed by western blot with 22401-1-AP (ACSL4/FACL4 antibody) at dilution of 1:6000 incubated at room temperature for 1.5 hours.



Various lysates were subjected to SDS PAGE followed by western blot with 22401-1-AP (ACSL4/FACL4 antibody) at dilution of 1:6000 incubated at room temperature for 1.5 hours.



IP result of anti-ACSL4/FACL4 (IP:22401-1-AP, 4ug; Detection:22401-1-AP 1:5000) with HEK-293 cells lysate 1400 ug.