

For Research Use Only

TGF alpha Polyclonal antibody, PBS Only

Catalog Number: 22308-1-PBS



Basic Information

Catalog Number:

22308-1-PBS

Size:

100ug, Concentration: 1 mg/ml by Nanodrop;

Source:

Rabbit

Isotype:

IgG

GenBank Accession Number:

NM_003236

GeneID (NCBI):

7039

UNIPROT ID:

P01135

Full Name:

transforming growth factor, alpha

Calculated MW:

17 kDa

Purification Method:

Antigen affinity purification

Applications

Tested Applications:

IHC, IF/ICC, Indirect ELISA

Species Specificity:

human

Storage

Storage:

Store at -80°C.

Storage Buffer:

PBS Only

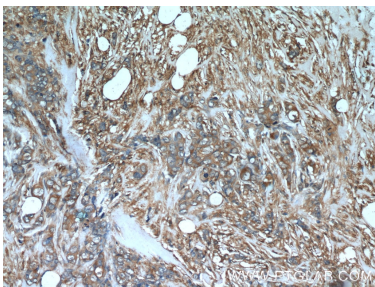
For technical support and original validation data for this product please contact:

T: 1 (888) 4PTGLAB (1-888-478-4522) (toll free in USA), or 1(312) 455-8498 (outside USA)

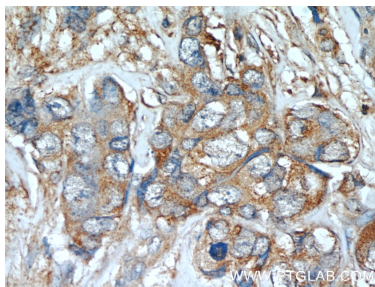
E: proteintech@ptglab.com
W: ptglab.com

This product is exclusively available under Proteintech Group brand and is not available to purchase from any other manufacturer.

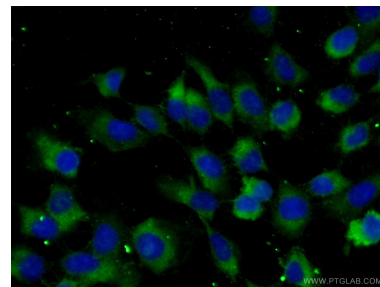
Selected Validation Data



Immunohistochemical analysis of paraffin-embedded human breast cancer slide using 22308-1-AP (TGF-alpha antibody at dilution of 1:50). This data was developed using the same antibody clone with 22308-1-PBS in a different storage buffer formulation.



Immunohistochemical analysis of paraffin-embedded human breast cancer slide using 22308-1-AP (TGF-alpha antibody at dilution of 1:50). This data was developed using the same antibody clone with 22308-1-PBS in a different storage buffer formulation.



Immunofluorescent analysis of (-20°C Ethanol) fixed A431 cells using 22308-1-AP (TGF-alpha antibody) at dilution of 1:25 and Alexa Fluor 488-conjugated AffiniPure Goat Anti-Rabbit IgG(H+L). This data was developed using the same antibody clone with 22308-1-PBS in a different storage buffer formulation.