

For Research Use Only

ALKBH6 Polyclonal antibody

Catalog Number: 21464-1-AP



Basic Information

Catalog Number:

21464-1-AP

Size:

150ul , Concentration: 320 µg/ml by Bradford method using BSA as the standard;

Source:

Rabbit

Isotype:

IgG

Immunogen Catalog Number:

AG15016

GenBank Accession Number:

BC007601

GeneID (NCBI):

84964

UNIPROT ID:

Q3KRA9

Full Name:

alkB, alkylation repair homolog 6 (E. coli)

Calculated MW:

238 aa, 26 kDa

Purification Method:

Antigen affinity purification

Recommended Dilutions:

WB 1:200-1:1000

IHC 1:50-1:500

Applications

Tested Applications:

WB, IHC, ELISA

Species Specificity:

human

Note-IHC: suggested antigen retrieval with TE buffer pH 9.0; (*) Alternatively, antigen retrieval may be performed with citrate buffer pH 6.0

Positive Controls:

WB : mouse pancreas tissue,

IHC : human testis tissue, human pancreas tissue

Storage

Storage:

Store at -20°C. Stable for one year after shipment.

Storage Buffer:

PBS with 0.02% sodium azide and 50% glycerol pH 7.3.

Aliquoting is unnecessary for -20°C storage

*** 20ul sizes contain 0.1% BSA

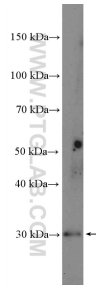
For technical support and original validation data for this product please contact:

T: 1 (888) 4PTGLAB (1-888-478-4522) (toll free in USA), or 1(312) 455-8498 (outside USA)

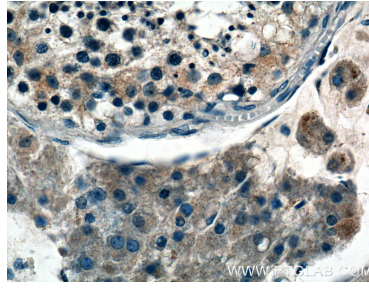
E: proteintech@ptglab.com
W: ptglab.com

This product is exclusively available under Proteintech Group brand and is not available to purchase from any other manufacturer.

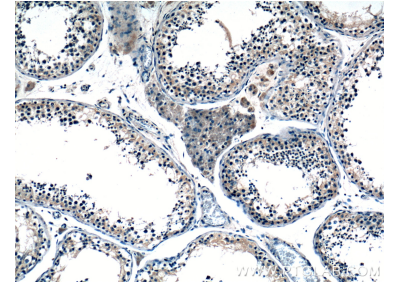
Selected Validation Data



mouse pancreas tissue were subjected to SDS PAGE followed by western blot with 21464-1-AP (ALKBH6 Antibody) at dilution of 1:100 incubated at room temperature for 1.5 hours.



Immunohistochemical analysis of paraffin-embedded human testis tissue slide using 21464-1-AP (ALKBH6 Antibody) at dilution of 1:200 (under 40x lens).



Immunohistochemical analysis of paraffin-embedded human testis tissue slide using 21464-1-AP (ALKBH6 Antibody) at dilution of 1:200 (under 10x lens).