

For Research Use Only

GAB4 Polyclonal antibody

Catalog Number:20087-1-AP



Basic Information

Catalog Number: 20087-1-AP	GenBank Accession Number: NM_001037814	Purification Method: Antigen affinity purification
Size: 150ul , Concentration: 500 ug/ml by Nanodrop;	GeneID (NCBI): 128954	Recommended Dilutions: IHC 1:50-1:500 IF-P 1:50-1:500
Source: Rabbit	UNIPROT ID: Q2WGN9	
Isotype: IgG	Full Name: GRB2-associated binding protein family, member 4	
	Calculated MW: 62 kDa	

Applications

Tested Applications: IHC, IF-P, ELISA	Positive Controls: IHC : mouse testis tissue, IF-P : mouse testis tissue,
Species Specificity: human, mouse	
Note-IHC: suggested antigen retrieval with TE buffer pH 9.0; (*) Alternatively, antigen retrieval may be performed with citrate buffer pH 6.0	

Background Information

GAB4, also named as GAB2-like, belongs to the GAB family. The antibody has no cross reaction to GAB2.

Storage

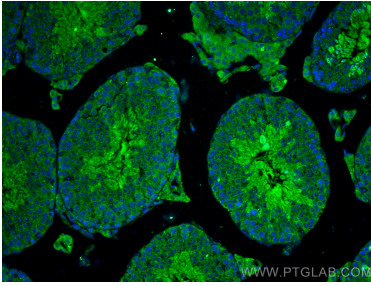
Storage:
Store at -20°C. Stable for one year after shipment.
Storage Buffer:
PBS with 0.02% sodium azide and 50% glycerol pH 7.3.
Aliquoting is unnecessary for -20°C storage

*** 20ul sizes contain 0.1% BSA

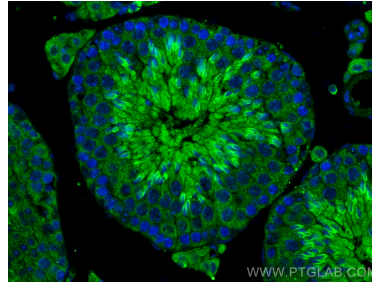
For technical support and original validation data for this product please contact:
T: 1 (888) 4PTGLAB (1-888-478-4522) (toll free in USA), or 1(312) 455-8498 (outside USA)
E: proteintech@ptglab.com
W: ptglab.com

This product is exclusively available under Proteintech Group brand and is not available to purchase from any other manufacturer.

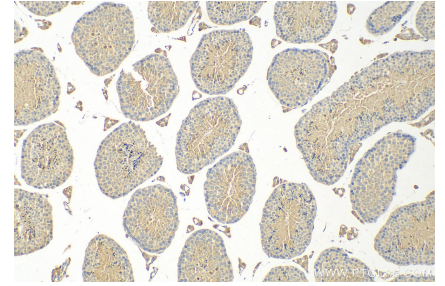
Selected Validation Data



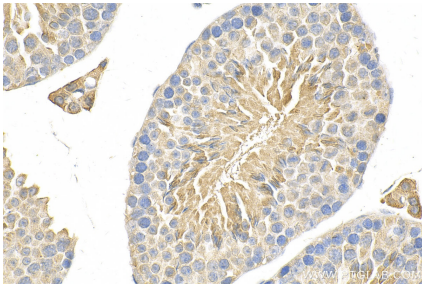
Immunofluorescent analysis of (4% PFA) fixed paraffin-embedded mouse testis tissue using GAB4 antibody (20087-1-AP) at dilution of 1:200 and Multi-rAb CoraLite® Plus 488-Goat Anti-Rabbit Recombinant Secondary Antibody (H+L) (RGAR002). Heat mediated antigen retrieval with Tris-EDTA buffer (pH 9.0).



Immunofluorescent analysis of (4% PFA) fixed paraffin-embedded mouse testis tissue using GAB4 antibody (20087-1-AP) at dilution of 1:200 and Multi-rAb CoraLite® Plus 488-Goat Anti-Rabbit Recombinant Secondary Antibody (H+L) (RGAR002). Heat mediated antigen retrieval with Tris-EDTA buffer (pH 9.0).



Immunohistochemical analysis of paraffin-embedded mouse testis tissue slide using 20087-1-AP (GAB4 antibody) at dilution of 1:200 (under 10x lens). Heat mediated antigen retrieval with Tris-EDTA buffer (pH 9.0).



Immunohistochemical analysis of paraffin-embedded mouse testis tissue slide using 20087-1-AP (GAB4 antibody) at dilution of 1:200 (under 40x lens). Heat mediated antigen retrieval with Tris-EDTA buffer (pH 9.0).