

For Research Use Only

# TLR5 Polyclonal antibody

Catalog Number: 19810-1-AP **14 Publications**



## Basic Information

<b>Catalog Number:</b> 19810-1-AP	<b>GenBank Accession Number:</b> BC109119	<b>Purification Method:</b> Antigen affinity purification
<b>Size:</b> 150ul, Concentration: 550 ug/ml by Nanodrop;	<b>GeneID (NCBI):</b> 7100	<b>Recommended Dilutions:</b> IP 0.5-4.0 ug for 1.0-3.0 mg of total protein lysate IHC 1:200-1:800
<b>Source:</b> Rabbit	<b>UNIPROT ID:</b> O60602	
<b>Isotype:</b> IgG	<b>Full Name:</b> toll-like receptor 5	
<b>Immunogen Catalog Number:</b> AG13840	<b>Calculated MW:</b> 858 aa, 98 kDa	
	<b>Observed MW:</b> 97 kDa	

## Applications

<b>Tested Applications:</b> IP, IHC, ELISA	<b>Positive Controls:</b> IP: HeLa cells, IHC: human small intestine tissue, human tonsillitis tissue, human ovary tissue
<b>Cited Applications:</b> WB, IHC, IF, IP	
<b>Species Specificity:</b> human, mouse	
<b>Cited Species:</b> human, mouse, rat	
<b>Note-IHC: suggested antigen retrieval with TE buffer pH 9.0; (*) Alternatively, antigen retrieval may be performed with citrate buffer pH 6.0</b>	

## Background Information

TLR5 belongs to the Toll-like receptor family which are important in the innate immune response to pathogens. TLRs are highly conserved from Drosophila to humans and share structural and functional similarities. TLR5 is known to recognize bacterial flagellin from invading mobile bacteria. TLR5 acts via MYD88 and TRAF6, leading to NF-kappa-B activation, cytokine secretion and the inflammatory response. Mutations in TLR5 gene have been associated with both resistance and susceptibility to systemic lupus erythematosus, and susceptibility to Legionnaire disease.

## Notable Publications

Author	Pubmed ID	Journal	Application
Zhaohua Shen	36182776	EBioMedicine	IHC
Ying Xu	27703525	Oncol Lett	WB,IF
Anthony Ambesi	35805158	Cells	WB

## Storage

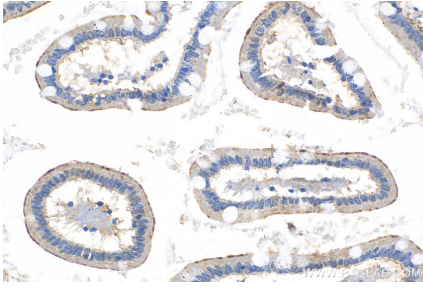
**Storage:**  
Store at -20°C. Stable for one year after shipment.  
**Storage Buffer:**  
PBS with 0.02% sodium azide and 50% glycerol pH 7.3.  
Aliquoting is unnecessary for -20°C storage

\*\*\* 20ul sizes contain 0.1% BSA

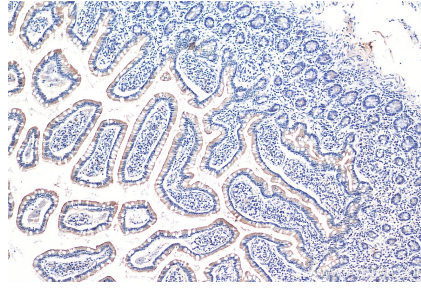
For technical support and original validation data for this product please contact:  
T: 1 (888) 4PTGLAB (1-888-478-4522) (toll free in USA), or 1(312) 455-8498 (outside USA)  
E: proteintech@ptglab.com  
W: ptglab.com

This product is exclusively available under Proteintech Group brand and is not available to purchase from any other manufacturer.

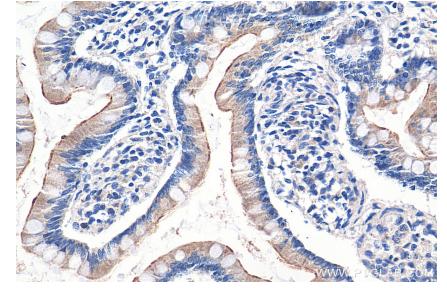
## Selected Validation Data



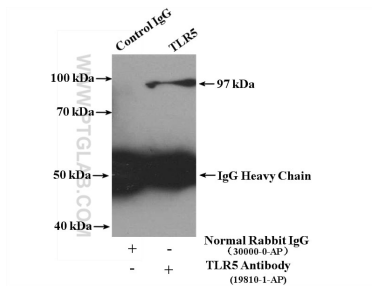
Immunohistochemical analysis of paraffin-embedded human small intestine tissue slide using 19810-1-AP (TLR5 antibody) at dilution of 1:400 (under 40x lens).



Immunohistochemical analysis of paraffin-embedded human small intestine tissue slide using 19810-1-AP (TLR5 antibody) at dilution of 1:400 (under 10x lens).



Immunohistochemical analysis of paraffin-embedded human small intestine tissue slide using 19810-1-AP (TLR5 antibody) at dilution of 1:400 (under 40x lens).



IP result of anti-TLR5 (IP:19810-1-AP, 4ug;  
Detection:19810-1-AP 1:300) with HeLa cells lysate  
4000ug.