

For Research Use Only

TEKT2 Polyclonal antibody, PBS Only

Catalog Number: 13518-1-PBS



Basic Information

Catalog Number:

13518-1-PBS

Size:

100ug, Concentration: 1 mg/ml by Nanodrop;

Source:

Rabbit

Isotype:

IgG

Immunogen Catalog Number:

AG4457

GenBank Accession Number:

BC035620

GeneID (NCBI):

27285

UNIPROT ID:

Q9UIF3

Full Name:

tektin 2 (testicular)

Calculated MW:

430 aa, 50 kDa

Observed MW:

54 kDa

Purification Method:

Antigen affinity purification

Applications

Tested Applications:

WB, IHC, Indirect ELISA

Species Specificity:

human, mouse, rat

Storage

Storage:

Store at -80°C.

Storage Buffer:

PBS Only

For technical support and original validation data for this product please contact:

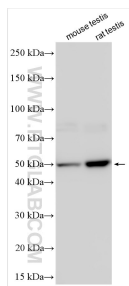
T: 1 (888) 4PTGLAB (1-888-478-4522) (toll free in USA), or 1(312) 455-8498 (outside USA)

E: proteintech@ptglab.com

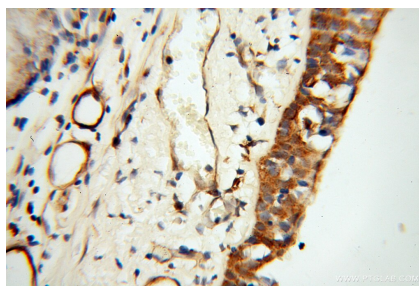
W: ptglab.com

This product is exclusively available under Proteintech Group brand and is not available to purchase from any other manufacturer.

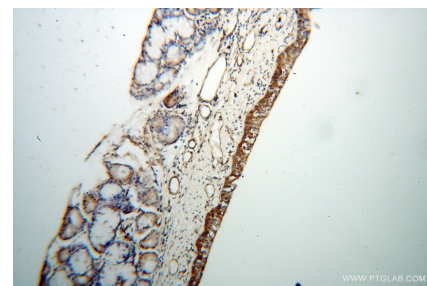
Selected Validation Data



Various lysates were subjected to SDS PAGE followed by western blot with 13518-1-AP (TEKT2 antibody) at dilution of 1:3000 incubated at room temperature for 1.5 hours. This data was developed using the same antibody clone with 13518-1-PBS in a different storage buffer formulation.



Immunohistochemical analysis of paraffin-embedded human trachea using 13518-1-AP (TEKT2 antibody) at dilution of 1:50 (under 40x lens). This data was developed using the same antibody clone with 13518-1-PBS in a different storage buffer formulation.



Immunohistochemical analysis of paraffin-embedded human trachea using 13518-1-AP (TEKT2 antibody) at dilution of 1:50 (under 10x lens). This data was developed using the same antibody clone with 13518-1-PBS in a different storage buffer formulation.