

For Research Use Only

# CNOT8 Polyclonal antibody

Catalog Number:10752-1-AP

Featured Product

7 Publications



## Basic Information

### Catalog Number:

10752-1-AP

### Size:

150ul , Concentration: 700 ug/ml by Nanodrop;

### Source:

Rabbit

### Isotype:

IgG

### Immunogen Catalog Number:

AG1201

### GenBank Accession Number:

BC017366

### GeneID (NCBI):

9337

### UNIPROT ID:

Q9UFF9

### Full Name:

CCR4-NOT transcription complex, subunit 8

### Calculated MW:

34 kDa

### Observed MW:

34 kDa

### Purification Method:

Antigen affinity purification

### Recommended Dilutions:

WB 1:500-1:2000

IP 0.5-4.0 ug for 1.0-3.0 mg of total protein lysate

IHC 1:20-1:200

IF/ICC 1:200-1:800

## Applications

### Tested Applications:

WB, IHC, IF/ICC, IP, ELISA

### Cited Applications:

WB, IF

### Species Specificity:

human, mouse

### Cited Species:

human, mouse

**Note-IHC: suggested antigen retrieval with TE buffer pH 9.0; (\*) Alternatively, antigen retrieval may be performed with citrate buffer pH 6.0**

### Positive Controls:

WB : Jurkat cells, HeLa cells, mouse testis tissue

IP : mouse testis tissue,

IHC : human prostate cancer tissue, human kidney tissue

IF/ICC : HeLa cells,

## Background Information

CCR4-NOT transcription complex subunit 8(CNOT8), is a ubiquitous transcription factor, which required for a diverse set of processes. The CCR4-NOT complex is a global regulator of RNA polymerase II, and functions as general transcription regulation complex. It consisted part by CCR4, NOT1 to NOT5, and CAF1. This is a rabbit polyclonal antibody raised against the full-length chain of human CNOT8.

## Notable Publications

Author	Pubmed ID	Journal	Application
Tian-Li Duan	31936572	Cells	WB
Jing Yang	39747175	Nat Commun	
Yusheng Liu	38956014	Nat Commun	WB

## Storage

### Storage:

Store at -20°C. Stable for one year after shipment.

### Storage Buffer:

PBS with 0.02% sodium azide and 50% glycerol pH 7.3.

Aliquoting is unnecessary for -20°C storage

\*\*\* 20ul sizes contain 0.1% BSA

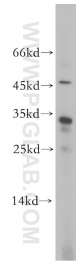
For technical support and original validation data for this product please contact:

T: 1 (888) 4PTGLAB (1-888-478-4522) (toll free in USA), or 1(312) 455-8498 (outside USA)

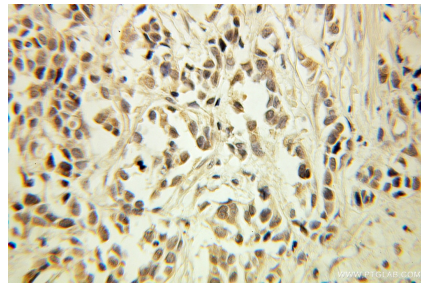
E: proteintech@ptglab.com  
W: ptglab.com

This product is exclusively available under Proteintech Group brand and is not available to purchase from any other manufacturer.

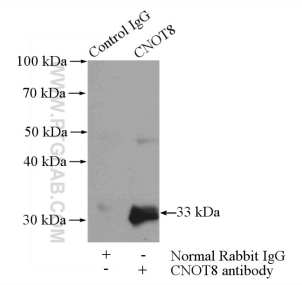
## Selected Validation Data



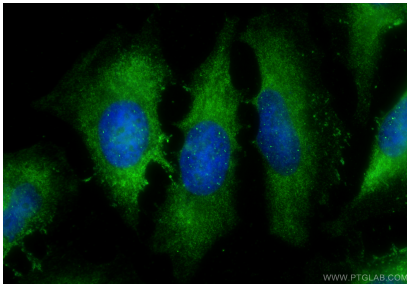
Jurkat cells were subjected to SDS PAGE followed by western blot with 10752-1-AP (CNOT8 antibody) at dilution of 1:400 incubated at room temperature for 1.5 hours.



Immunohistochemical analysis of paraffin-embedded human prostate cancer using 10752-1-AP (CNOT8 antibody) at dilution of 1:100 (under 10x lens).



IP result of anti-CNOT8 (IP:10752-1-AP, 4ug; Detection:10752-1-AP 1:600) with mouse testis tissue lysate 4000ug.



Immunofluorescent analysis of (-20°C Ethanol) fixed HeLa cells using CNOT8 antibody (10752-1-AP) at dilution of 1:400 and CoraLite®488-Conjugated Goat Anti-Rabbit IgG(H+L) (SA00013-2).