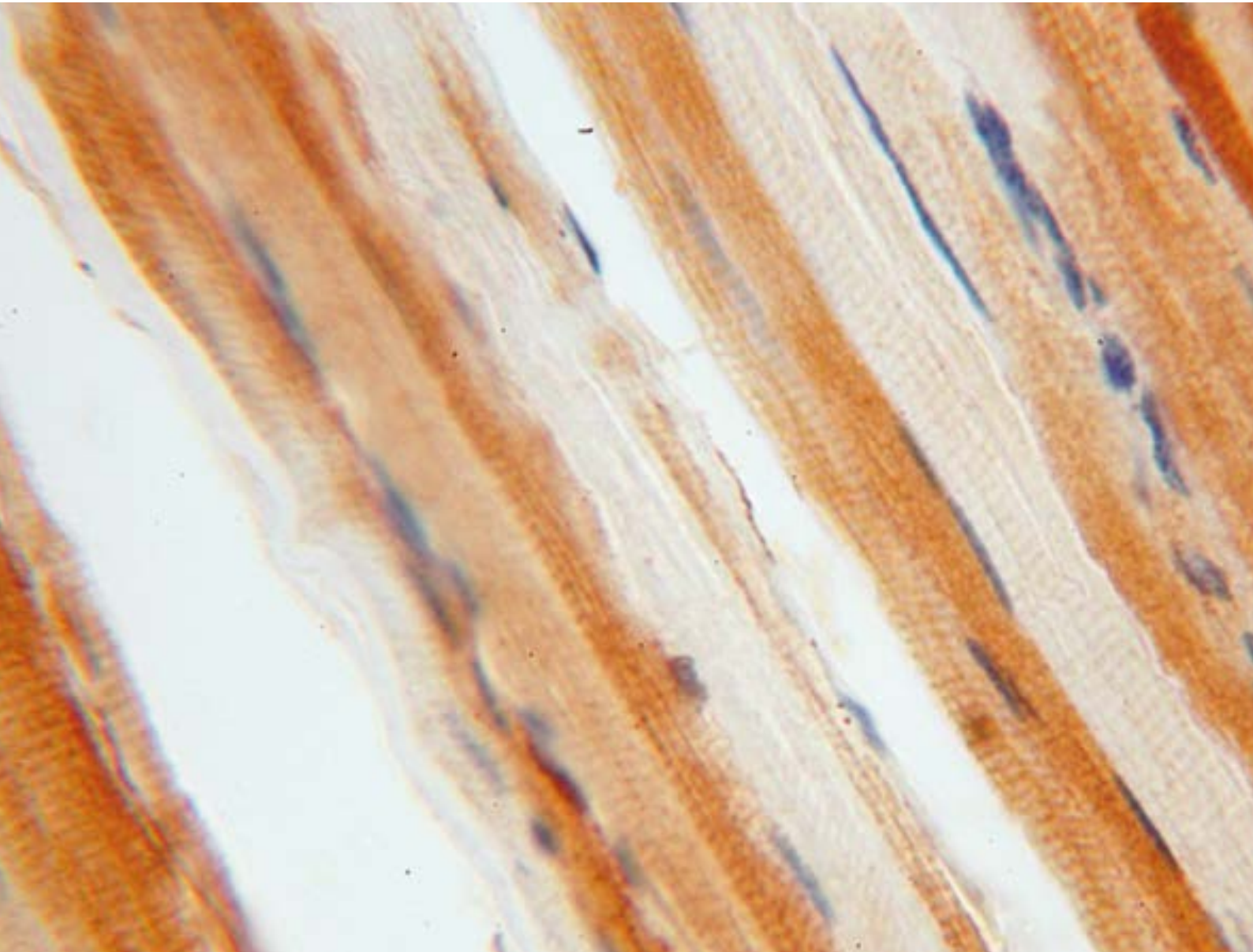


ANTIBODIES FOR CANCER RESEARCH

www.ptglab.com



Front Cover:

Immunohistochemical of paraffin-embedded human skeletal muscle using CA3 antibody (15197-1-AP) at dilution of 1:100 (40x objective).

WELCOME

Progress in cancer research would not be possible without the efforts of scientists and medical professionals worldwide. At Proteintech[®], we would like to see these researchers succeed and are here to provide high-quality antibodies to the oncology community to support advancement and discovery. We are proud to have supplied our antibodies to a vast number of scientists in cancer research, many of whom have gone on to publish work with their help. In addition to the wide selection of oncology-related antibodies displayed in this catalog, we also provide coverage of such antibody success stories.

About Us

Proteintech was established in 2001 by a research collective based at the University of Illinois at Chicago. They set out to provide fellow researchers with antibodies made to the highest standards straight from their own laboratory, and would never source a single antibody from any other provider.

Since the first few hundred antibodies, Proteintech has grown to offer thousands of antibodies against as many individual gene targets, all made at its own laboratory facilities. With one-hundred-percent original products, Proteintech offers its customers sincerity, integrity, and originality. You can only buy Proteintech antibodies directly from Proteintech or via one of its approved distributors – when you receive your antibody and see the Proteintech logo on the vial, you know you hold a truly unique research reagent.

What's Inside

4–5 Product Focus

- PAX8
- ALDH1A1
- RRM1
- RAB1A

6–11 Antibodies: 4EBP1 → Glypican 3

12 Product Focus

- Caspase 3
- FKBPL

13 Apoptosis Pathway

14–22 Antibodies: GNAS → β-ENaC

23 Contact Us

Please Note: All products featured in this catalog are for research use only.

©Proteintech[®] and the Proteintech logo are trademarks of Proteintech Group registered in the US Patent and Trademark Office.

PRODUCT FOCUS

PAX8 Antibody

Catalog Number
10336-1-AP

Type
Rabbit Polyclonal

Applications
ELISA, FC, IF, IHC, IP, WB

190 Publications

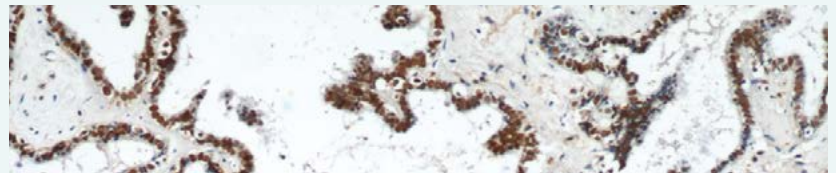
KD/KO Validated

The paired box 8 (PAX8) gene is a transcription factor expressed during organogenesis of the thyroid gland, kidney, and Mullerian ducts – the precursor of the female reproductive system in developing embryos. It is thought to regulate the expression of the Wilms tumor suppressor (WT1) gene and mutations in PAX8 have been associated with Wilms tumor in the kidney, and carcinomas of the thyroid and female reproductive tract. Of the latter, PAX8 is expressed in a high percentage of ovarian serous, endometrioid, and clear cell carcinomas, but only rarely in primary ovarian mucinous adenocarcinomas. In this setting, PAX8 is also a useful marker for distinguishing ovarian carcinomas from those of mammary origin. PAX8 is shown to be significant in many more forms of cancer and research continues to shed light on its diagnostic value.

Neoplasms of the female genital tract are considered as the third most common malignancy in women, with a high rate of

morbidity and mortality. Differentiating metastatic female genital tract tumors, especially ovarian cancers from breast cancer or metastatic breast cancer that metastasize to the ovary, from primary ovarian tumor is one of the most important issues in this field. It seems that an appropriate tumor staging and management could be achieved only if the primary and metastatic type of the tumor was determined properly.

Many immunohistochemical (IHC) markers are identified to determine the primary origin of the tumors, but most of them have relatively low sensitivity and specificity. Regarding the carcinomas of Mullerian origin, few specific IHC markers have been identified. Markers such as CA-125, ER, PR, and WT-1 are often used in combination with other IHC markers to determine the possible Mullerian origin and the primary type of the tumors, but they have limited value in this field because of low sensitivity and specificity.



Immunohistochemical of paraffin-embedded human ovary tumor using PAX8 antibody (10336-1-AP) at dilution of 1:50 (10x objective).

ALDH1A1 Antibody

Catalog Number
15910-1-AP

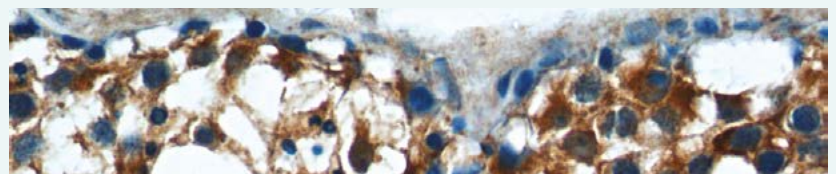
Type
Rabbit Polyclonal

Applications
ELISA, IF, IHC, IP, WB

12 Publications

ALDH1A1 (Aldehyde dehydrogenase family 1 member A1), also named as ALDC, ALDH1, and PUMB1, belongs to the aldehyde dehydrogenase family. The ALDH1A1 gene encodes a liver cytosolic isoform of acetaldehyde dehydrogenase, an enzyme involved in the major pathway of alcohol metabolism after alcohol dehydrogenase. ALDH1A1 plays a critical role in protection against oxidative stress-induced cytotoxicity in lens epithelial cells (PMID:19296407). And it is important for multiple biological activities including drug resistance, cell differentiation, and oxidative stress response (PMID:19025616). As a novel cancer stem cell marker, ALDH1A1 can be used for tumors

whose corresponding normal tissues express ALDH1 in relatively restricted or limited levels, such as breast, lung, ovarian, or colon cancer (PMID: 20422001). A recent publication uses our ALDH1A1 antibody (15910-1-AP) to investigate the correlation between the expression of tumor-associated macrophage markers and pathological features in Oral Squamous Cell Carcinoma by tissue microarray. The study reported that cancer stem cell markers ALDH1, CD44, and SOX2 increased successively from the normal oral mucosa to Oral Squamous Cell Carcinoma. The expressions of CD68 and CD163 were significantly associated with lymph node status, whereas ALDH1 was correlated with tumor stage.



Immunohistochemistry of paraffin-embedded human testis tissue slide using ALDH1A1 antibody (15910-1-AP) at a dilution of 1:200 (40x objective).

RRM1 Antibody

Catalog Number
10526-1-AP

Type
Rabbit Polyclonal

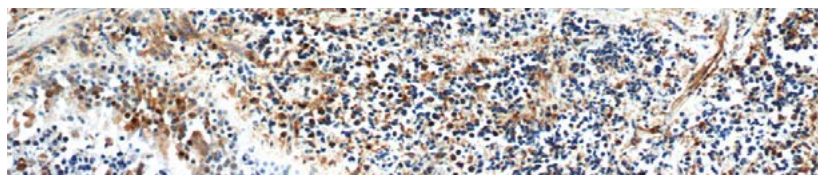
Applications
ELISA, FC, IF, IHC, IP, WB

32 Publications

KD/KO Validated

Success of our RRM1 antibody in non-small cell lung cancer research RRM1 (ribonucleotide reductase subunit M1) protein is the regulatory subunit of the heterodimeric enzyme, ribonucleotide reductase. In humans, it is encoded by the RRM1 gene, located on chromosome segment 11p15.5. This region is significant in the development of non-small cell lung cancer (NSCLC) as it is typically inactivated during NSCLC oncogenesis. More than 70% of patients with NSCLC are diagnosed at the advanced stages of the disease, meaning diagnostic and prognostic markers for its improved treatment are essential. Our RRM1 antibody (10526-1-AP) has featured in two separate publications investigating its biomarker potential in NSCLC patients undergoing chemotherapy. The first paper (Wang et al., 2010) investigated the effectiveness of both RRM1 and ERCC1 (excision repair cross-complementing 1) as biomarkers for chemosensitivity and survival in Chinese NSCLC patients on platinum-based chemotherapy regimens. This study shows that immunohistochemistry (IHC)-evaluated expressions of ERCC1 and RRM1 are predictive of tumor response to platinum-based therapies. A significant correlation between the co-expression of RRM1 and ERCC1 and survival was found; however, Chinese patients

with advanced NSCLC and ERCC1-positive tumors had lower survival rates compared to those lacking ERCC1 but not RRM1. The second paper was authored by Lee et al. (Lung Cancer, 2010). This paper retrospectively assessed RRM1 expression by IHC using tissue samples from NSCLC patients. This was done to evaluate whether RRM1 is a predictor of NSCLC patient survival and response to the chemotherapy drug gemcitabine – often used in combination with platinum-based drugs to treat NSCLC. The response rates of 38 out of 40 patients were assessable; disease control rate (classified as partial response, PR and stable disease, SD) of the RRM1-positive groups was significantly lower than that of RRM1-negative groups. In patients with gemcitabine-treated advanced NSCLC, patients with RRM1-positive tumors had worse overall survival and disease control than patients with RRM1-negative tumors. The association of RRM1-positive NSCLC tissue with lower chemotherapy success rates is theorized to be attributed to RRM1's role in nucleotide excision repair (NER). NER plays a central part in DNA repair pathways and reduces the cytotoxicity of platinum-based chemotherapy drugs and nucleotide damage by UV irradiation. This means patients with lower DNA repair capacity are more chemosensitive.



Immunohistochemical of paraffin-embedded human lung cancer using RRM1 antibody (10526-1-AP) at dilution of 1:50 (10x objective).

RAB1A Antibody

Catalog Number
11671-1-AP

Type
Rabbit Polyclonal

Applications
ELISA, IHC, IP, WB

7 Publications

KD/KO Validated

Rutgers University-based researcher Janice Thomas and her colleagues recently published a Cancer Cell paper that looked at the role of Rab1A in the mTORC1 pathway. mTOR signaling is essential for cell growth and metabolism, and a key stimulus of this pathway is amino acid (particularly leucine). Not only does this paper describe a new mechanism – potentially independent of other known mechanisms – for mTORC1 activation, via Rab1A and the Golgi, it also uncovers a pathological role of Rab1A

overexpression and hyperactive amino acid signaling in cancer. The work demonstrates that Rab1A overexpression is a common event that drives oncogenic transformation and malignant growth. Moreover, rapamycin sensitivity correlates with Rab1A levels, suggesting that it could determine suitability for mTORC1-targeted cancer therapy. Further study of this process could have important implications in normal cell physiology and the pathobiology and therapy of human cancer.

Proteintech recently got the chance to interview Janice Thomas about her recent work surrounding Rab1A, and found out what she thinks of Proteintech antibodies.

Q. What applications did you use the anti-Rab1A antibody for in the Cancer Cell paper?

"Western blotting and immunoprecipitation."

Q. How do you rate the Proteintech RAB1A antibody?

"It is the best one on the market; it produces pristine blots with no background. (Plus it's reasonably priced!)"

Q. How would you summarize Proteintech in one sentence?

"Proteintech are now my 'go-to' antibody company."

Q. Anything else to add?

"You have most of the antibodies I need. Your products are very nice and affordable and I love the promotions – they make my research more affordable."

4EBP1
→ Annexin V

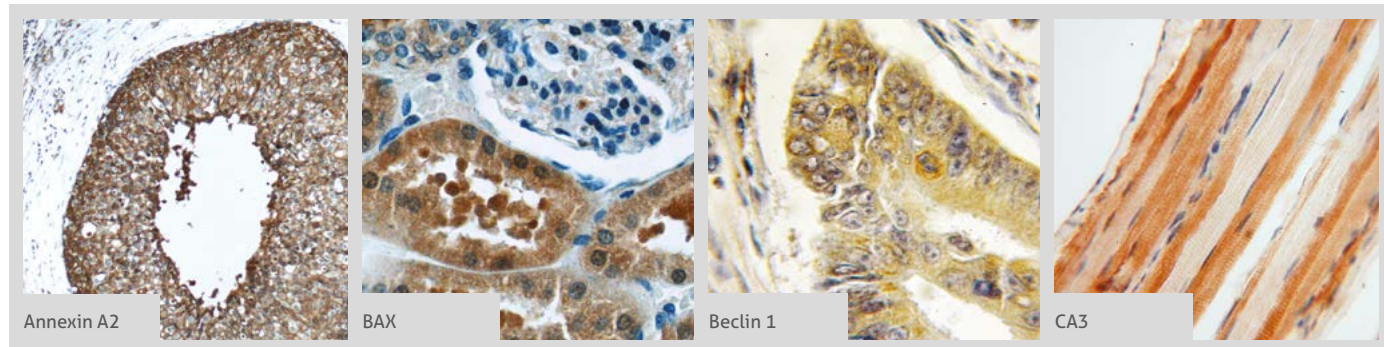
ANTIBODY PRODUCT LIST

Antibody Name	Cat. No.	Type	Applications
4EBP1	60246-1-Ig	Mouse Mono	ELISA, IF, IHC, WB
ABL2	17693-1-AP	Rabbit Poly	ELISA, IF, IHC, IP, WB
ACE	24743-1-AP	Rabbit Poly	ELISA, IP, WB
acid phosphatase, prostate	2 15840-1-AP	Rabbit Poly	ELISA, IF, IHC, WB
acid phosphatase, prostate	24410-1-AP	Rabbit Poly	ELISA, IHC, WB
ACPS	11594-1-AP	Rabbit Poly	ELISA, IHC, WB
ACPP	60176-1-Ig	Mouse Mono	ELISA, IHC, WB
ACTA1-Specific	17521-1-AP	Rabbit Poly	ELISA, IHC, WB
ACTA2/smooth muscle actin	51 14395-1-AP	Rabbit Poly	ELISA, FC, IF, IHC, IP, WB
ACTA2/smooth muscle actin	5 23081-1-AP	Rabbit Poly	ELISA, IHC, IP, WB
ACTN4	4 19096-1-AP	Rabbit Poly	ELISA, FC, IF, IP, IHC, WB
ADCY3	19492-1-AP	Rabbit Poly	ELISA, IF, IHC, IP, WB
Adrenomedullin	10778-1-AP	Rabbit Poly	ELISA, IF, IHC, WB
AFF1-Specific	19975-1-AP	Rabbit Poly	ELISA, WB
AFF4	14662-1-AP	Rabbit Poly	ELISA, IF, IP, WB
AFP	13 14550-1-AP	Rabbit Poly	ELISA, FC, IF, IHC, IP, WB
AGR2	5 12275-1-AP	Rabbit Poly	ELISA, FC, IF, IHC, IP, WB
AKAP14	14622-1-AP	Rabbit Poly	ELISA, IHC, WB
Albumin	11 16475-1-AP	Rabbit Poly	ELISA, IF, IHC, IP, WB
Albumin	66051-1-Ig	Mouse Mono	ELISA, IF, IHC, IP, WB
ALDH1A1	12 15910-1-AP	Rabbit Poly	ELISA, IF, IHC, IP, WB
ALDH1A1	22109-1-AP	Rabbit Poly	ELISA, IHC, WB
ALDH1A1	60171-1-Ig	Mouse Mono	ELISA, IF, IHC, WB
ALK, CD246	60321-1-Ig	Mouse Mono	ELISA, IHC, WB

Antibody Name	Cat. No.	Type	Applications
alpha 1 Antichymotrypsin/AACT	2 12192-1-AP	Rabbit Poly	ELISA, IHC, IP, WB
alpha 1 Antichymotrypsin/AACT	66078-1-Ig	Mouse Mono	ELISA, IHC, WB
Alpha Actin	6 23660-1-AP	Rabbit Poly	ELISA, IF, IHC, IP, WB
Alpha actin	11032-1-AP	Rabbit Poly	ELISA, IHC, IP, WB
Alpha actin	23082-1-AP	Rabbit Poly	ELISA, IHC, WB
Alpha B Crystallin	15808-1-AP	Rabbit Poly	ELISA, IHC, IP, WB
Alpha cardiac actin-specific	66125-1-Ig	Mouse Mono	ELISA, IF, IHC, WB
Alpha E catenin	2 12831-1-AP	Rabbit Poly	ELISA, FC, IF, IHC, IP, WB
alpha N Catenin	14362-1-AP	Rabbit Poly	ELISA, IF, IP, WB
Alpha-1-Antitrypsin	4 16382-1-AP	Rabbit Poly	ELISA, FC, IHC, IP, WB
Alpha-1-Antitrypsin	66135-1-Ig	Mouse Mono	ELISA, IF, IHC, IP, WB
AMACR/p504S	15918-1-AP	Rabbit Poly	ELISA, IHC, WB
AMH	14461-1-AP	Rabbit Poly	ELISA, IHC, WB
androgen receptor	22089-1-AP	Rabbit Poly	ELISA, IHC, WB
androgen receptor	22576-1-AP	Rabbit Poly	ELISA, IF, IP, WB
Angiogenin	18302-1-AP	Rabbit Poly	ELISA, IHC, WB
Angiotensinogen	23972-1-AP	Rabbit Poly	ELISA, IF, IHC, WB
ANKRD2	2 11821-1-AP	Rabbit Poly	ELISA, IHC, IP, WB
Annexin A1	3 21990-1-AP	Rabbit Poly	ELISA, IF, IHC, IP, WB
Annexin A1	4 55018-1-AP	Rabbit Poly	ELISA, FC, IHC, WB
Annexin A2	15 11256-1-AP	Rabbit Poly	ELISA, IF, IHC, IP, WB
Annexin A2	2 66035-1-Ig	Mouse Mono	ELISA, FC, IF, IHC, IP, WB
Annexin A2	60051-1-Ig	Mouse Mono	ELISA, FC, IF, IHC, IP, WB
Annexin V	2 11060-1-AP	Rabbit Poly	ELISA, FC, IF, IHC, IP, WB

00 This number shows the amount of times our antibody has been cited in a publication.

More validation images available on our website.



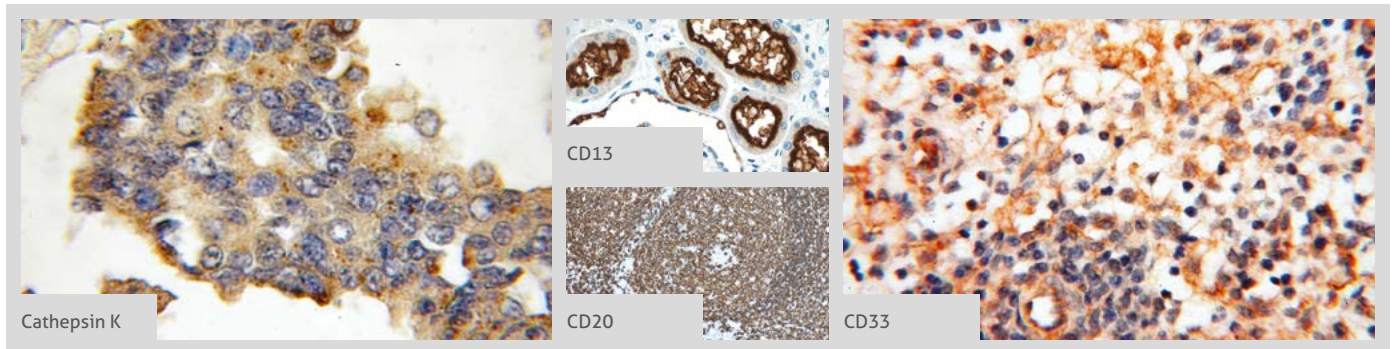
Antibody Name	Cat. No.	Type	Applications
Annexin VII	2 10154-2-AP	Rabbit Poly	ELISA, IHC, IP, WB
Annexin VIII	10462-1-AP	Rabbit Poly	ELISA, WB
AP1, JUN, P39	8 10024-2-AP	Rabbit Poly	ELISA, IF, IHC, IP, WB
AP1, JUN, P39	22114-1-AP	Rabbit Poly	ELISA, IF, WB
APOD	10520-1-AP	Rabbit Poly	ELISA, IHC, WB
ARL13B	100 17711-1-AP	Rabbit Poly	ELISA, IF, IHC, IP, WB
ARL3	5 10961-1-AP	Rabbit Poly	ELISA, IF, IHC, IP, WB
ARMC10	20506-1-AP	Rabbit Poly	ELISA, IF, IHC, IP, WB
ATP1A2-Specific	55179-1-AP	Rabbit Poly	ELISA, IHC, IP, WB
ATP6V1E1	2 15280-1-AP	Rabbit Poly	ELISA, IF, IHC, IP, WB
ATXN10	15693-1-AP	Rabbit Poly	ELISA, IF, IHC, IP, WB
AXIN1	2 16541-1-AP	Rabbit Poly	ELISA, WB
AXIN2	20540-1-AP	Rabbit Poly	ELISA, WB
AXL	13196-1-AP	Rabbit Poly	ELISA, FC, IP, WB
BAX	156 50599-2-Ig	Rabbit Poly	ELISA, FC, IF, IHC, IP, WB
BAX	11 23931-1-AP	Rabbit Poly	ELISA, IHC, IP, WB
BAX	3 60267-1-Ig	Mouse Mono	ELISA, IF, IHC, WB
BBS10	3 12421-2-AP	Rabbit Poly	ELISA, IF, WB
BBS2	7 11188-2-AP	Rabbit Poly	ELISA, IF, IHC, IP, WB
BBS3	3 12676-1-AP	Rabbit Poly	ELISA, IF, IHC, IP, WB
BBS4	12766-1-AP	Rabbit Poly	ELISA, IF, IHC, WB
BBS5	11 14569-1-AP	Rabbit Poly	ELISA, IF, IHC, IP, WB
BBS6	13078-1-AP	Rabbit Poly	ELISA, IF, WB
BBS7	4 18961-1-AP	Rabbit Poly	ELISA, IHC, IP, WB
BBS8	12505-1-AP	Rabbit Poly	ELISA, IP, WB
BBS9	2 14460-1-AP	Rabbit Poly	ELISA, IF, IHC, IP, WB
BCL10	2 50180-1-AP	Rabbit Poly	ELISA, IHC, WB
BCL10	17732-1-AP	Rabbit Poly	ELISA, IHC, WB
BCL2	161 12789-1-AP	Rabbit Poly	ELISA, FC, FC, IHC, IP, WB
BCL2	5 60178-1-Ig	Mouse Mono	ELISA, FC, IHC, IP, WB

Antibody Name	Cat. No.	Type	Applications
BCL2L1	46 10783-1-AP	Rabbit Poly	ELISA, FC, IF, IHC, IP, WB
BCL2L1	2 66020-1-Ig	Mouse Mono	ELISA, IF, IHC, WB
BCL2L14	12846-1-AP	Rabbit Poly	ELISA, IHC, WB
Beclin 1	43 11306-1-AP	Rabbit Poly	ELISA, IF, IHC, IP, WB
beta Tubulin	22 10094-1-AP	Rabbit Poly	ELISA, FC, IF, IHC, IP, WB
beta Tubulin	14 10068-1-AP	Rabbit Poly	ELISA, IF, IHC, IP, WB
Beta-2-microglobulin	13511-1-AP	Rabbit Poly	ELISA, FC, IF, IHC, WB
beta-Catenin	43 51067-2-AP	Rabbit Poly	ELISA, IF, IHC, IP, WB
BLK	10510-1-AP	Rabbit Poly	ELISA, IHC, IP, WB
BMI1	4 10832-1-AP	Rabbit Poly	ChIP, CoIP, ELISA, IF, IHC, IP, WB
BMI1	66161-1-Ig	Mouse Mono	ELISA, IF, IHC, IP, WB
Brachyury-T	20741-1-AP	Rabbit Poly	ELISA, WB
BRCA1	3 20649-1-AP	Rabbit Poly	ELISA, IHC, IP, WB
BRCA1	22362-1-AP	Rabbit Poly	ELISA, IHC, WB
BRCA2	19791-1-AP	Rabbit Poly	ELISA, IHC, WB
BRIP1	20983-1-AP	Rabbit Poly	ELISA, WB
BRIP1	24436-1-AP	Rabbit Poly	ELISA, WB
BRK	2 18697-1-AP	Rabbit Poly	ELISA, IF, IHC, IP, WB
BTG1	2 14879-1-AP	Rabbit Poly	ELISA, IHC, WB
BubR1	2 11504-2-AP	Rabbit Poly	ELISA, IF, IHC, WB
C11orf51	20409-1-AP	Rabbit Poly	ELISA, IHC, WB
C18orf8	20111-1-AP	Rabbit Poly	ELISA, IHC, WB
C4 (alpha chain)	22233-1-AP	Rabbit Poly	ELISA, IP, WB
CA IX	4 11071-1-AP	Rabbit Poly	ELISA, FC, IHC, IP, WB
CA IX	11443-1-AP	Rabbit Poly	ELISA, IHC, WB
CA3	15197-1-AP	Rabbit Poly	ELISA, IF, IHC, WB
CABYR	12351-1-AP	Rabbit Poly	ELISA, IHC, WB
Cadherin-13	12618-1-AP	Rabbit Poly	ELISA, FC, IHC, IP, WB
Cadherin-16	15107-1-AP	Rabbit Poly	ELISA, IHC, WB
Caldesmon	20887-1-AP	Rabbit Poly	ELISA, IF, IHC, WB


00 This number shows the amount of times our antibody has been cited in a publication.

Calponin
→ CD44

More validation images available on our website. 

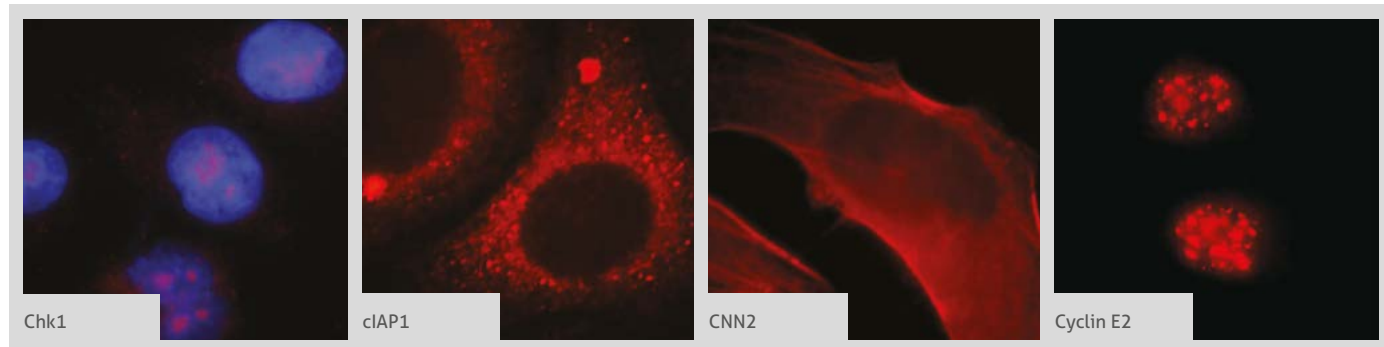


Antibody Name	Cat. No.	Type	Applications
Calponin	3 13938-1-AP	Rabbit Poly	ELISA, IHC, IP, WB
Calponin	24855-1-AP	Rabbit Poly	ELISA, IHC, WB
Calretinin	12278-1-AP	Rabbit Poly	ELISA, IHC, WB
CaMKII alpha -Specific	20666-1-AP	Rabbit Poly	ELISA, IF, IHC, IP, WB
Caspase 2	24777-1-AP	Rabbit Poly	ELISA, IF, WB
Caspase 3	129 19677-1-AP	Rabbit Poly	ELISA, IF, IHC, IP, WB
Caspase 3, p17-specific	29 25546-1-AP	Rabbit Poly	ELISA, FC, IF, IHC, WB
Cathepsin B	3 12216-1-AP	Rabbit Poly	ELISA, FC, IF, IHC, WB
Cathepsin D	6 21327-1-AP	Rabbit Poly	ELISA, IF, IHC, WB
Cathepsin D	55021-1-AP	Rabbit Poly	ELISA, IHC, WB
Cathepsin K	 11 11239-1-AP	Rabbit Poly	ELISA, IF, IHC, IP, WB
Caveolin-1	5 16447-1-AP	Rabbit Poly	ELISA, IHC, IP, WB
Caveolin-1	66067-1-Ig	Mouse Mono	ELISA, IHC, WB
CCAR2	22638-1-AP	Rabbit Poly	ELISA, IF, IHC, IP, WB
CD10, MME	23782-1-AP	Rabbit Poly	ELISA, FC, IHC
CD11B/ Integrin alpha M	2 20991-1-AP	Rabbit Poly	ELISA, FC, IHC, WB
CD11B/ Integrin alpha M	21851-1-AP	Rabbit Poly	ELISA, IHC
CD11c/ Integrin alpha X	3 17342-1-AP	Rabbit Poly	ELISA, FC, IHC, WB
CD11c/ Integrin alpha X	60258-1-Ig	Mouse Mono	ELISA, IHC, WB
CD13	 14553-1-AP	Rabbit Poly	ELISA, FC, IHC, WB
CD133	14 18470-1-AP	Rabbit Poly	ELISA, FC, IF, IHC, WB
CD133	18495-1-AP	Rabbit Poly	ELISA, WB
CD133-1,2	19946-1-AP	Rabbit Poly	ELISA, IP, WB
CD133-1,2,4,7	19945-1-AP	Rabbit Poly	ELISA, IP, WB
CD138/ Syndecan-1	4 10593-1-AP	Rabbit Poly	CoIP, Dot Blotting, ELISA, IF, IHC, WB
CD138/ Syndecan-1	60185-1-Ig	Mouse Mono	ELISA, WB
CD138/ Syndecan-1	60185-2-Ig	Mouse Mono	ELISA, IHC, WB
CD14	4 17000-1-AP	Rabbit Poly	ELISA, FC, IF, IHC, WB
CD14	60253-1-Ig	Mouse Mono	ELISA, IF, IHC, WB

Antibody Name	Cat. No.	Type	Applications
CD146/MCAM	3 17564-1-AP	Rabbit Poly	ELISA, FC, IF, IHC, IP, WB
CD146/MCAM	66153-1-Ig	Mouse Mono	ELISA, FC, IHC, WB
CD147	7 11989-1-AP	Rabbit Poly	ELISA, IF, IHC, IP, WB
CD154	2 16668-1-AP	Rabbit Poly	ELISA, IF, IHC, IP, WB
CD1A	17325-1-AP	Rabbit Poly	ELISA, WB
CD1A	60173-1-Ig	Mouse Mono	ELISA, WB
CD2	10299-1-AP	Rabbit Poly	ELISA, FC, IHC, WB
CD2	60005-2-Ig	Mouse Mono	ELISA, IHC, WB
CD20	 24828-1-AP	Rabbit Poly	ELISA, FC, IHC, IP, WB
CD20	60271-1-Ig	Mouse Mono	ELISA, FC, IHC, WB
CD22	66103-1-Ig	Mouse Mono	ELISA, IHC, WB
CD23	60208-1-Ig	Mouse Mono	ELISA, IHC, WB
CD23	60208-2-Ig	Mouse Mono	ELISA, IHC, WB
CD247	12837-2-AP	Rabbit Poly	ELISA, FC, IHC, IP, WB
CD27	11121-1-AP	Rabbit Poly	ELISA, FC, WB
CD3 delta	16669-1-AP	Rabbit Poly	ELISA, FC, IHC, IP, WB
CD3 delta	60194-1-Ig	Mouse Mono	ELISA, WB
CD3 epsilon	3 17617-1-AP	Rabbit Poly	ELISA, FC, IF, IHC, IP, WB
CD3 epsilon	60181-1-Ig	Mouse Mono	ELISA, FC, IHC, WB
CD3 gamma	21120-1-AP	Rabbit Poly	ELISA, FC, IHC, IP, WB
CD31	13 11265-1-AP	Rabbit Poly	ELISA, FC, IF, IHC, IP, WB
CD31	2 66065-1-Ig	Mouse Mono	ELISA, IF, IHC, WB
CD33	 17425-1-AP	Rabbit Poly	ELISA, FC, IF, IHC, WB
CD34	4 14486-1-AP	Rabbit Poly	ELISA, IF, IHC, WB
CD38	25284-1-AP	Rabbit Poly	ELISA, FC, IHC, WB
CD38/ Syndecan-1	60006-1-Ig	Mouse Mono	ELISA, IF, WB
CD4	11056-2-AP	Rabbit Poly	ELISA, IHC, IP, WB
CD4	19068-1-AP	Rabbit Poly	ELISA, IP, WB
CD43	13959-1-AP	Rabbit Poly	ELISA, IHC, WB
CD44	19 15675-1-AP	Rabbit Poly	ELISA, FC, IF, IHC, IP, WB

00 This number shows the amount of times our antibody has been cited in a publication.

More validation images available on our website.

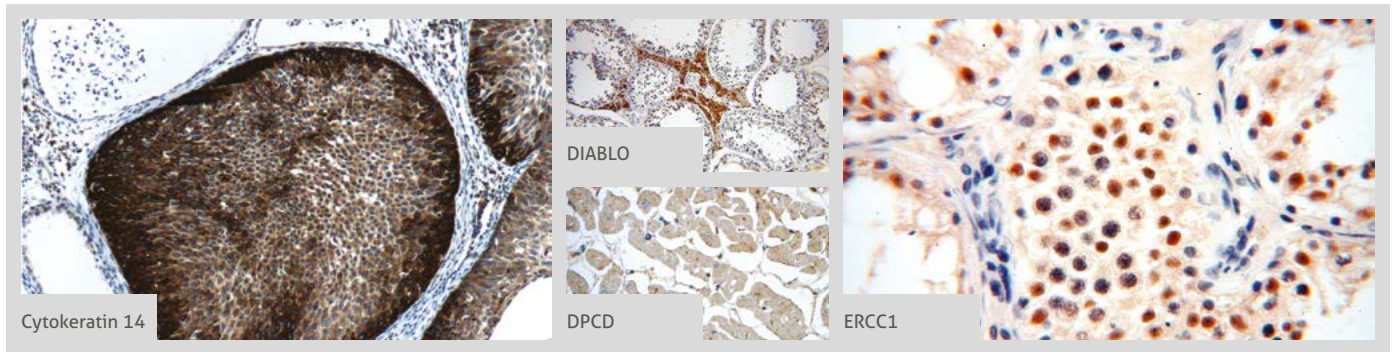





Antibody Name	Cat. No.	Type	Applications
CD44	60224-1-Ig	Mouse Mono	ELISA, FC, IF, IHC, WB
CD45	20103-1-AP	Rabbit Poly	ELISA, FC, IHC, IP, Polymer Detection Kit, WB
CD5	17227-1-AP	Rabbit Poly	ELISA, IHC, IP, WB
CD7	11320-1-AP	Rabbit Poly	ELISA, IHC
CD7	60209-2-Ig	Mouse Mono	ELISA, IHC, WB
CD71	66180-1-Ig	Mouse Mono	ELISA, FC, IF, IHC, IP, WB
CD79A	22349-1-AP	Rabbit Poly	ELISA, IHC, WB
CD82	10248-1-AP	Rabbit Poly	ELISA, IHC, WB
CD8B	21256-1-AP	Rabbit Poly	ELISA, WB
CD9	20597-1-AP	Rabbit Poly	ELISA, FC, IHC, WB
CD9	60232-1-Ig	Mouse Mono	ELISA, IHC, WB
CD94	13332-1-AP	Rabbit Poly	ELISA, IHC, WB
CD99	23079-1-AP	Rabbit Poly	ELISA, FC, IHC, WB
CDC25B	10644-1-AP	Rabbit Poly	ELISA, IF, IHC, IP, WB
CDC6	66021-1-Ig	Mouse Mono	ELISA, IF, WB
CDK2AP1	13060-2-AP	Rabbit Poly	ELISA, IF, WB
CDK4	11026-1-AP	Rabbit Poly	ELISA, FC, IF, IHC, IP, WB
CDX2	60243-1-Ig	Mouse Mono	ELISA, WB
CEA	10421-1-AP	Rabbit Poly	ELISA, IHC
CENPH	12841-1-AP	Rabbit Poly	ELISA, WB
Chk1	10362-1-AP	Rabbit Poly	ELISA, FC, IF, WB
Chk1	60277-1-Ig	Mouse Mono	ELISA, IHC, WB
Chromogranin A	10529-1-AP	Rabbit Poly	ELISA, IHC
Chromogranin A	23342-1-AP	Rabbit Poly	ELISA, IHC
Chromogranin A	60135-1-Ig	Mouse Mono	ELISA, IHC, WB
Chromogranin B	14968-1-AP	Rabbit Poly	ELISA, IF, IHC, WB
cIAP1	10022-1-AP	Rabbit Poly	ELISA, IF, IHC, WB
cIAP2	24304-1-AP	Rabbit Poly	ELISA, IF, IHC, WB
CITED2	15021-1-AP	Rabbit Poly	ELISA, IF, WB
c-Kit/CD117	18696-1-AP	Rabbit Poly	ELISA, FC, IF, IHC, WB

Antibody Name	Cat. No.	Type	Applications
Clusterin	12289-1-AP	Rabbit Poly	ELISA, IHC, IP, WB
Clusterin	66109-1-Ig	Mouse Mono	ELISA, IHC, WB
c-Met	19971-1-AP	Rabbit Poly	ELISA, FC, IHC, WB
c-Myc	10057-1-AP	Rabbit Poly	ELISA, WB
c-Myc	10828-1-AP	Rabbit Poly	ELISA, IF, IHC, IP, WB
CNN2	21073-1-AP	Rabbit Poly	ELISA, IF, IHC, WB
CNN3	11509-1-AP	Rabbit Poly	ELISA, IF, IHC, IP, WB
CNTFR	10796-1-AP	Rabbit Poly	ELISA, WB
Collagen Type IV	10807-1-AP	Rabbit Poly	ELISA, IF, IP, WB
Collagen Type IV	19797-1-AP	Rabbit Poly	ELISA, IF, IHC, WB
Collagen Type IV	22014-1-AP	Rabbit Poly	ELISA, WB
Collagen Type IV	24460-1-AP	Rabbit Poly	ELISA, IHC
Collagen Type IV	55131-1-AP	Rabbit Poly	ELISA, IHC
CPS1	24513-1-AP	Rabbit Poly	ELISA, WB
Creatine kinase B type	15137-1-AP	Rabbit Poly	ELISA, IHC, IP, WB
Creatine kinase B type-Specific	18713-1-AP	Rabbit Poly	ELISA, IF, IHC, WB
CREB1	12208-1-AP	Rabbit Poly	ELISA, FC, IF, IHC, IP, WB
CSPP1	11931-1-AP	Rabbit Poly	ELISA, IF, IHC, IP, WB
c-SRC	60315-1-Ig	Mouse Mono	ELISA, IF, IHC, WB
CUL1	12895-1-AP	Rabbit Poly	ELISA, IHC, IP, WB
CUL3	11107-1-AP	Rabbit Poly	ELISA, IF, IHC, WB
CXCL13	10927-1-AP	Rabbit Poly	ELISA, IF, IHC, WB
CXCL8/IL8	60141-2-Ig	Mouse Mono	ELISA, IHC, WB
Cyclin A1	13295-1-AP	Rabbit Poly	ELISA, IHC, WB
Cyclin A2	18202-1-AP	Rabbit Poly	ELISA, IF, IHC, IP, WB
Cyclin D1	60186-1-Ig	Mouse Mono	ELISA, WB
Cyclin E1	11554-1-AP	Rabbit Poly	ELISA, FC, WB
Cyclin E2	11935-1-AP	Rabbit Poly	ELISA, FC, IF, IHC, IP, WB
CYP19A1	16554-1-AP	Rabbit Poly	ELISA, IF, IHC, WB
Cystatin C	12245-1-AP	Rabbit Poly	ELISA, IF, IHC, WB

00 This number shows the amount of times our antibody has been cited in a publication.

Cytokeratin 10
 → EIF4A3

 More validation images available on our website. 


Antibody Name	Cat. No.	Type	Applications	Antibody Name	Cat. No.	Type	Applications
Cytokeratin 10	18343-1-AP	Rabbit Poly	ELISA, FC, IHC	DAZL	12633-1-AP	Rabbit Poly	ELISA, IP, WB
Cytokeratin 10-specific	16855-1-AP	Rabbit Poly	ELISA, IHC	DEFB1	14738-1-AP	Rabbit Poly	ELISA, IHC
Cytokeratin 13	2 10164-2-AP	Rabbit Poly	ELISA, IF, IHC, IP, WB	Desmin	2 60226-1-Ig	Mouse Mono	ELISA, IHC, WB
Cytokeratin 14	5 10143-1-AP	Rabbit Poly	ELISA, FC, IF, IHC, IP, WB	Desmin	4 16520-1-AP	Rabbit Poly	ELISA, FC, IF, IHC, IP, WB
Cytokeratin 14	22221-1-AP	Rabbit Poly	ELISA, IF, IHC, IP, WB	Desmoplakin	25318-1-AP	Rabbit Poly	ELISA, IF, IHC, WB
Cytokeratin 14	 60320-1-Ig	Mouse Mono	ELISA, IF, IHC, WB	DHH	13889-1-AP	Rabbit Poly	ELISA, WB
Cytokeratin 15	6 10137-1-AP	Rabbit Poly	ELISA, IF, IHC, IP, WB	DIABLO	 10434-1-AP	Rabbit Poly	ELISA, IHC, IP, WB
Cytokeratin 15	60247-1-Ig	Mouse Mono	ELISA, IF, IHC, WB	DISC1	15500-1-AP	Rabbit Poly	ELISA, IF, IHC, IP, WB
Cytokeratin 16	17265-1-AP	Rabbit Poly	ELISA, IHC, WB	DLEC1	20027-1-AP	Rabbit Poly	ELISA, IF, IHC, IP, WB
Cytokeratin 17	18502-1-AP	Rabbit Poly	ELISA, FC, IF, IHC, IP, WB	DLEU1	11860-1-AP	Rabbit Poly	ELISA, IHC, WB
Cytokeratin 17	22230-1-AP	Rabbit Poly	ELISA, IF, IHC, WB	DNAI1	12756-1-AP	Rabbit Poly	ELISA, WB
Cytokeratin 17-Specific	17516-1-AP	Rabbit Poly	ELISA, FC, IF, IHC, IP, WB	DNAI2	17533-1-AP	Rabbit Poly	ELISA, IF, IHC, IP, WB
Cytokeratin 18	22 10830-1-AP	Rabbit Poly	ELISA, FC, IF, IHC, IP, WB	DNAL1	15809-1-AP	Rabbit Poly	ELISA, WB
Cytokeratin 18	18708-1-AP	Rabbit Poly	ELISA, IF, IHC, IP, WB	DNTT, TDT	10301-1-AP	Rabbit Poly	ELISA
Cytokeratin 18	66187-1-Ig	Mouse Mono	ELISA, FC, IF, IHC, WB	DNTT, TDT	17382-1-AP	Rabbit Poly	ELISA, IP, IHC
Cytokeratin 19	20 10712-1-AP	Rabbit Poly	ELISA, FC, IF, IHC, WB	DOPA decarboxylase	2 10166-1-AP	Rabbit Poly	ELISA, IF, IHC, IP, WB
Cytokeratin 19	60187-1-Ig	Mouse Mono	ELISA, IHC, WB	DPCD	 20936-1-AP	Rabbit Poly	ELISA, IHC, WB
Cytokeratin 19	2 14965-1-AP	Rabbit Poly	ELISA, IF, IHC, WB	DPP4	3 10940-1-AP	Rabbit Poly	ELISA, IF, IHC, WB
Cytokeratin 19-specific	2 16858-1-AP	Rabbit Poly	ELISA, IHC, WB	Dynamitin	60257-1-Ig	Mouse Mono	ELISA, IHC, WB
Cytokeratin 1-specific	16848-1-AP	Rabbit Poly	ELISA, IF, IHC, IP, WB	Dysadherin	12166-1-AP	Rabbit Poly	ELISA, IHC, WB
Cytokeratin 20	17329-1-AP	Rabbit Poly	ELISA, IF, IHC, WB	E-cadherin	55 20874-1-AP	Rabbit Poly	ELISA, FC, IF, IHC, IP, WB
Cytokeratin 20	60183-1-Ig	Mouse Mono	ELISA, IHC, WB	E-cadherin	3 20648-1-AP	Rabbit Poly	ELISA, FC, IF, IHC, WB
Cytokeratin 7	2 15539-1-AP	Rabbit Poly	ELISA, FC, IF, IHC, WB	EEF1B2	5 10483-1-AP	Rabbit Poly	ELISA, IF, IHC, IP, WB
Cytokeratin 7	22208-1-AP	Rabbit Poly	ELISA, FC, IF, IHC, WB	EEF1B2	3 10095-2-AP	Rabbit Poly	ELISA, IF, IHC, IP, WB
Cytokeratin 7-specific	6 17513-1-AP	Rabbit Poly	ELISA, IF, IHC, IP, WB	EGFR	2 22542-1-AP	Rabbit Poly	ELISA, FC, IHC, WB
Cytokeratin 7-specific	16857-1-AP	Rabbit Poly	ELISA, IF, IHC, IP, WB	EGFR	51071-2-AP	Rabbit Poly	ELISA, IF, IHC, IP, WB
Cytokeratin 8	3 17514-1-AP	Rabbit Poly	ELISA, FC, IF, IHC, WB	EGFR-Specific	13 18986-1-AP	Rabbit Poly	ELISA, FC, IF, IP, WB
Cytokeratin 8	10384-1-AP	Rabbit Poly	ELISA, FC, IF, IHC, WB	EGR1	55117-1-AP	Rabbit Poly	ELISA, IF, IHC, IP, WB
Cytokeratin 8	60274-1-Ig	Mouse Mono	ELISA, IHC, WB	EI24	20456-1-AP	Rabbit Poly	ELISA, WB
				EIF4A3	6 17504-1-AP	Rabbit Poly	ELISA, IF, IHC, IP, WB

00 This number shows the amount of times our antibody has been cited in a publication.

Antibody Name	Cat. No.	Type	Applications
EIF4A3	2 10463-1-AP	Rabbit Poly	ELISA, IP, WB
ELAC2	5 10071-1-AP	Rabbit Poly	ELISA, IF, WB
ELL	2 51044-1-AP	Rabbit Poly	ELISA, IHC, WB
ELL2	12727-1-AP	Rabbit Poly	ELISA, IP, WB
Endoglin/CD105	3 10862-1-AP	Rabbit Poly	ELISA, IHC, IP, WB
Endothelin 1	12191-1-AP	Rabbit Poly	ELISA, IHC, IP, WB
EPCAM	8 21050-1-AP	Rabbit Poly	ELISA, FC, IF, IHC, WB
EPO	17908-1-AP	Rabbit Poly	ELISA, IHC, WB
ER	9 21244-1-AP	Rabbit Poly	ELISA, IF, IHC, WB
ERBB3	10369-1-AP	Rabbit Poly	ELISA, IHC
ERBB4	19943-1-AP	Rabbit Poly	ELISA, IHC, WB
ERCC1	 14586-1-AP	Rabbit Poly	ELISA, IF, IHC, IP, WB
ERCC2	2 10818-1-AP	Rabbit Poly	ELISA, IHC, IP, WB
ERG	14356-1-AP	Rabbit Poly	ELISA, IHC, IP, WB
ESR2	8 14007-1-AP	Rabbit Poly	ELISA, IHC, WB
ESR2	60197-1-Ig	Mouse Mono	ELISA, WB
ESR2 Beta-3	55441-1-AP	Rabbit Poly	ELISA, IHC
ESR2 Beta-6	55471-1-AP	Rabbit Poly	ELISA, IHC, WB
ETS1	12118-1-AP	Rabbit Poly	ELISA, WB
ETS2	12280-1-AP	Rabbit Poly	ELISA, IP, WB
ETV4	10684-1-AP	Rabbit Poly	ELISA, IHC, WB
ETV5	2 13011-1-AP	Rabbit Poly	ELISA, IF, WB
ETV6	13182-1-AP	Rabbit Poly	ELISA, WB
EWS	55191-1-AP	Rabbit Poly	ELISA, WB
FABP3	2 10676-1-AP	Rabbit Poly	ELISA, IF, IHC, WB
FABP3	60280-1-Ig	Mouse Mono	ELISA, WB
FABP4	8 12802-1-AP	Rabbit Poly	ELISA, IHC, WB
FABP4	3 15872-1-AP	Rabbit Poly	ELISA, IF, IHC, WB
Factor XIIIa	17223-1-AP	Rabbit Poly	ELISA, WB
FAK	8 12636-1-AP	Rabbit Poly	ELISA, IF, IHC, IP, WB
FAM129A	21333-1-AP	Rabbit Poly	ELISA, IF, IHC, WB
FAS/CD95	15 13098-1-AP	Rabbit Poly	ELISA, FC, IF, IHC, IP, WB
FAS/CD95	60196-1-Ig	Mouse Mono	ELISA, FC, IHC, WB
Fascin	14384-1-AP	Rabbit Poly	ELISA, IHC, WB
FASN	6 10624-2-AP	Rabbit Poly	ELISA, FC, IF, IHC, IP, WB
FBLIM1	13349-1-AP	Rabbit Poly	ELISA, IF, IHC, WB
FCN1	11775-1-AP	Rabbit Poly	ELISA, WB
FER	25287-1-AP	Rabbit Poly	ELISA, FC, IF, IHC, IP, WB

Antibody Name	Cat. No.	Type	Applications
Ferritin light chain	6 10727-1-AP	Rabbit Poly	ELISA, IF, IHC, IP, WB
FGF5	18171-1-AP	Rabbit Poly	ELISA, IF, IHC, IP, WB
FGFR2	13042-1-AP	Rabbit Poly	ELISA, IF, IHC, WB
FGFR4	11098-1-AP	Rabbit Poly	ELISA, IF, IHC, WB
Fibronectin	20 15613-1-AP	Rabbit Poly	ELISA, IF, IHC, IP, WB
Fibronectin	66042-1-Ig	Mouse Mono	ELISA, IF, IP, WB
FKBP1A	2 10273-1-AP	Rabbit Poly	ELISA, IHC, WB
FKBPL	10 10060-1-AP	Rabbit Poly	ELISA, IF, IHC, IP, WB
FKBPL	23369-1-AP	Rabbit Poly	ELISA, IF, WB
FKBPL	60030-1-Ig	Mouse Mono	ELISA, WB
FLCN	2 11236-2-AP	Rabbit Poly	ELISA, IHC, IP, WB
FLI1	11347-1-AP	Rabbit Poly	ELISA, IHC, WB
FRK	16197-1-AP	Rabbit Poly	ELISA, FC, IF, IHC, WB
FUCA1	16420-1-AP	Rabbit Poly	ELISA, IHC, WB
FUS/TLS	29 11570-1-AP	Rabbit Poly	ELISA, FC, IF, IHC, IP, WB
FUS/TLS	7 60160-1-Ig	Mouse Mono	ELISA, IF, IHC, IP, WB
FUT9	60230-1-Ig	Mouse Mono	ELISA, IHC, WB
GADD34	25 10449-1-AP	Rabbit Poly	ELISA, IF, IHC, WB
Galectin-3	2 14979-1-AP	Rabbit Poly	ELISA, IF, IHC, IP, WB
Galectin-3	60207-1-Ig	Mouse Mono	ELISA, IF, IHC, WB
gamma catenin	11146-1-AP	Rabbit Poly	ELISA, IHC, WB
Gastrin	18143-1-AP	Rabbit Poly	ELISA, IHC, WB
Gastrokine 1	14494-1-AP	Rabbit Poly	ELISA, IHC, WB
Gastrokine 1	19344-1-AP	Rabbit Poly	ELISA, IHC, WB
GATA3	8 10417-1-AP	Rabbit Poly	ChIP, ELISA, IHC, WB
GCDFP-15/PIP	16068-1-AP	Rabbit Poly	ELISA, IHC
G-CSFR	18310-1-AP	Rabbit Poly	ELISA, FC, WB
GFAP	20 16825-1-AP	Rabbit Poly	ELISA, IF, IHC, WB
GFAP	6 60190-1-Ig	Mouse Mono	ELISA, IF, IHC, IP, WB
GFAP	23935-1-AP	Rabbit Poly	ELISA, IHC, IP, WB
GIPC1	14822-1-AP	Rabbit Poly	ELISA, IF, IHC, IP, WB
GIPC2	12832-1-AP	Rabbit Poly	ELISA, WB
GKN1	60130-1-Ig	Mouse Mono	ELISA, IHC, WB
GLI3-Specific	3 19949-1-AP	Rabbit Poly	ELISA, FC, IF, IHC, IP, WB
GLO1	15140-1-AP	Rabbit Poly	ELISA, IP, WB
GLO1	18477-1-AP	Rabbit Poly	ELISA, WB
Glucagon	15954-1-AP	Rabbit Poly	ELISA, IHC
Glypican 3	11145-1-AP	Rabbit Poly	ELISA, WB
Glypican 3	25175-1-AP	Rabbit Poly	ELISA, IF, IHC, WB

Caspase3 Antibody

Catalog Number
19677-1-AP

Type
Rabbit Polyclonal

Applications
ELISA, IF, IHC, IP, WB

129 Publications

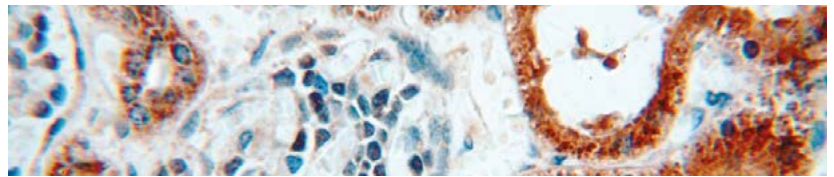
KD/KO Validated

Apoptosis plays a critical role in normal biological processes requiring cell removal, including differentiation, development, and homeostasis. Stress responses (such as heat shock, ischemia, unfolded proteins, and viral infection) cause badly damaged cells to undergo apoptosis. In cell culture, growth factor withdrawal and many known experimental compounds have a similar effect. An acquired defect in apoptosis activation often leads to uncontrolled cell growth, oncogenesis, and cancer. Ligand-bound tumor necrosis factor (TNF) receptors initiate apoptosis by recruiting FADD and other death domain adaptor proteins that then recruit and activate caspases.

Pro- and anti-apoptotic proteins are probably the first caspase targets following an apoptotic stimulus. These cleavage events participate in signal amplification and inhibitor inactivation. For example, transactivation of procaspases could generate sufficient proteolytic activity

to overwhelm endogenous caspase inhibitors such as inhibitor of apoptosis proteins. Caspase 3 cleaves Bcl-2 and Bcl-XL, which destroys the antiapoptotic function of these proteins and releases C-terminal fragments that are pro-apoptotic.

Caspase 3 is involved in the activation cascade of caspases responsible for apoptosis execution. The CASP3 protein is a member of the cysteine-aspartic acid protease (caspase) family. Sequential activation of caspases plays a central role in the execution phase of cell apoptosis. Caspases exist as inactive proenzymes that undergo proteolytic processing at conserved aspartic residues to produce two subunits, large and small, that dimerize to form the active enzyme. This protein cleaves and activates caspases 6 and 7; and the protein itself is processed and activated by caspases 8, 9, and 10.



Immunohistochemical of paraffin-embedded human kidney using CASP3 antibody (19677-1-AP) at a dilution of 1:50 (40x objective).

FKBPL Antibody

Catalog Number
10060-1-AP

Type
Rabbit Polyclonal

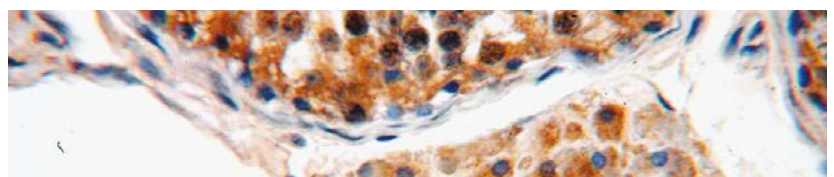
Applications
ELISA, IF, IHC, IP, WB

10 Publications

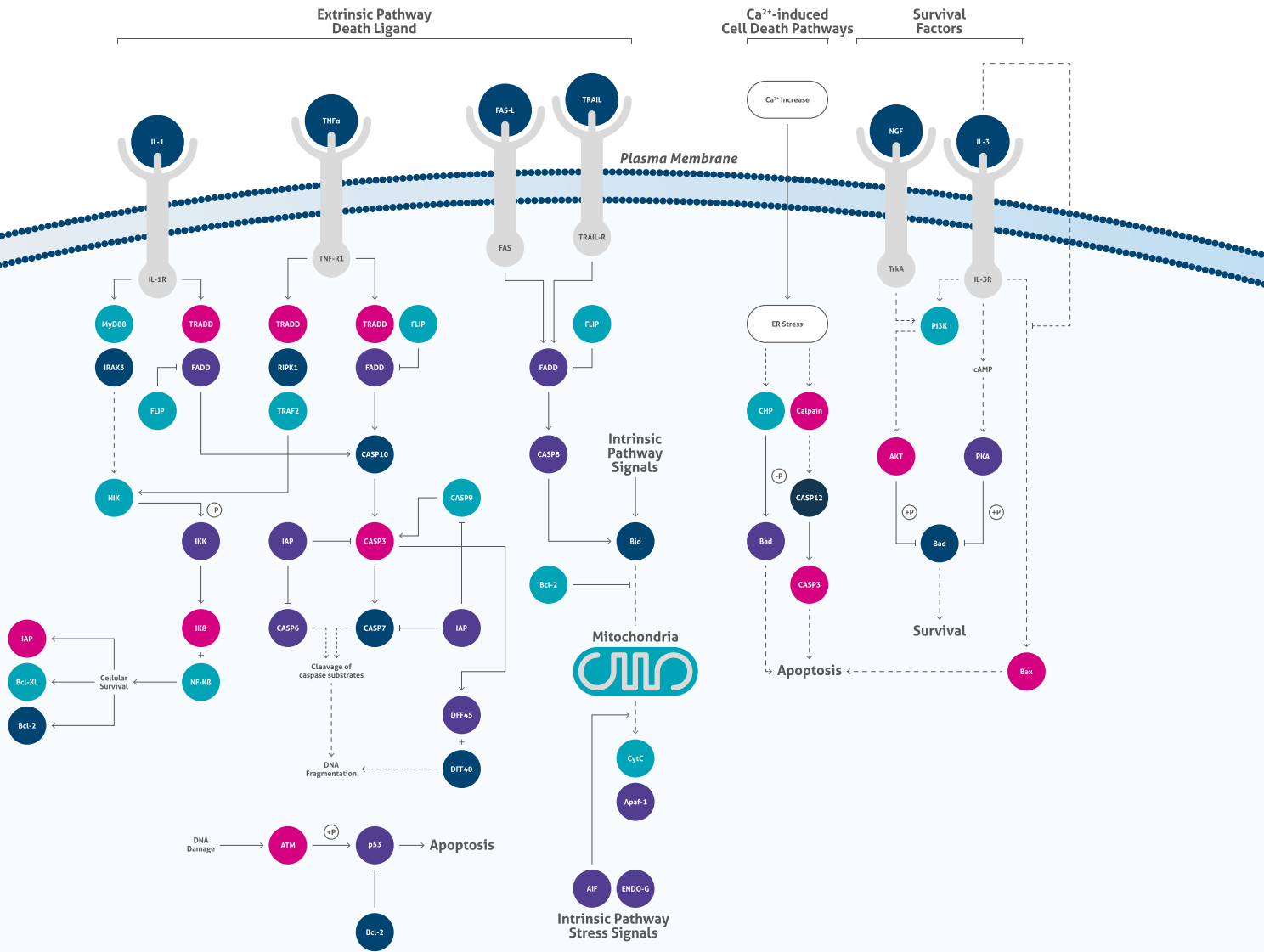
KD/KO Validated

FKBPL (FK506-binding protein-like) is an immunophilin that regulates steroid receptor signaling. It has been reported to bind with Hsp90 (heat shock protein 90) as a co-chaperone and overexpression of FKBPL was shown to decrease leukemic cell proliferation by inducing a G0/G1 block. Proteintech's FKBPL polyclonal antibody (10060-1-AP) has played a key role in many publications: In early 2010, McKeen et al. successfully used our FKBPL antibody again in a Cancer Research paper. The researchers found that FKBPL regulates estrogen receptor (ER α) signaling and determines the response of breast cancer to endocrine therapy. Breast cancer cells stably overexpressing FKBPL became dependent on estrogen for their growth and were dramatically more sensitive to anti-estrogen treatments. Steroid receptor signaling FKBPL has been reported to co-localize and interact with the components of the Hsp90-glucocorticoid receptor (GR; NR3C1) complex.

In an Endocrinology paper, McKeen et al. reported the appearance of FKBPL/GR co-localization in the cytoplasm and nucleus in DU145 prostate tumor cells using immunofluorescence. The interaction of FKBPL with GR was confirmed by Western blotting after co-immunoprecipitation. Hsp90 also immunoprecipitated with FKBPL captured by our FKBPL antibody. FKBPL and p21 stability FKBPL interacts with Hsp90 via its TPR (tetratricopeptide repeat) domains and is key to the stabilization of newly synthesized p21 (CDKN1A/CIP1/WAF1). GTSE-1 (G2 and S phase-expressed protein 1) has recently been described as an interacting partner of the Hsp90-FKBPL-p21 complex. In a JBC paper this year, Bublik et al. reported that GTSE-1 protects p21 from proteasomal degradation as part of this complex. GTSE-1 was found to co-fractionate with p21 and FKBPL in U2OS and H1299 cell extracts and could also be co-immunoprecipitated with both proteins.



Immunohistochemical of paraffin-embedded human testis using FKBPL antibody (10060-1-AP) at a dilution of 1:50 (40x objective).

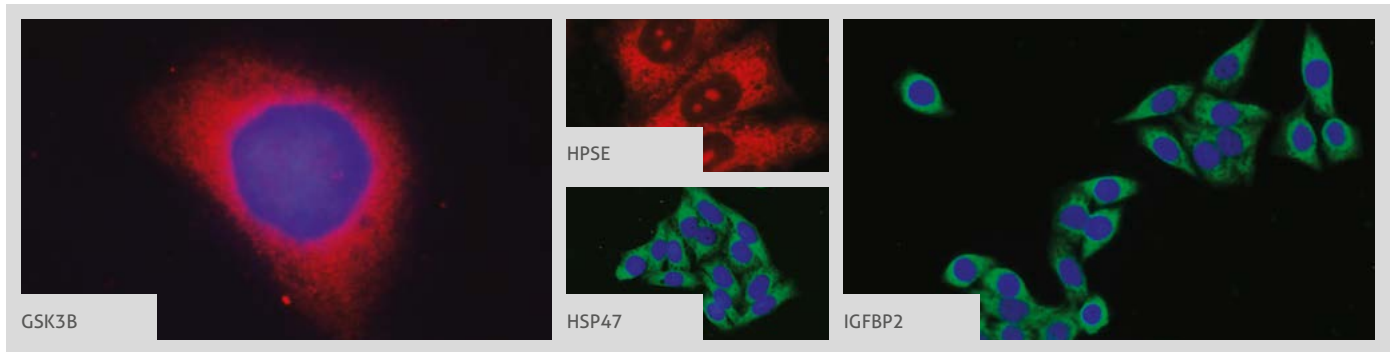


Apoptosis Pathway



Legend	
—	Association
—→	Directly Activates
- - - - ->	Indirectly Activates
—	Inhibits
(P)	Phosphorylates

Apoptosis, derived from the Greek word for “falling off” or “dropping off” (like leaves from a tree), is defined by distinct morphological and biochemical changes. Apoptosis plays a crucial role not just in normal development, but also in cancer or neurological diseases. Two main pathways lead to apoptosis: 1. the extrinsic pathway via death receptors and 2. the intrinsic pathway via the mitochondria. Both pathways lead to the activation of caspases (cysteine aspartic acid-specific proteases) which are expressed as inactive precursors or zymogens (pro-caspases) and are proteolytically

processed to an active state following an apoptotic stimulus. To date, 14 mammalian caspases have been identified and these can be roughly divided into three functional groups: apoptosis initiators (including caspase-2, -9, -8, -10), apoptosis effectors (including caspase-3, -6, -7), and cytokine maturation caspases (including caspase-1, -4, -5, -11, -12, -13, -14).

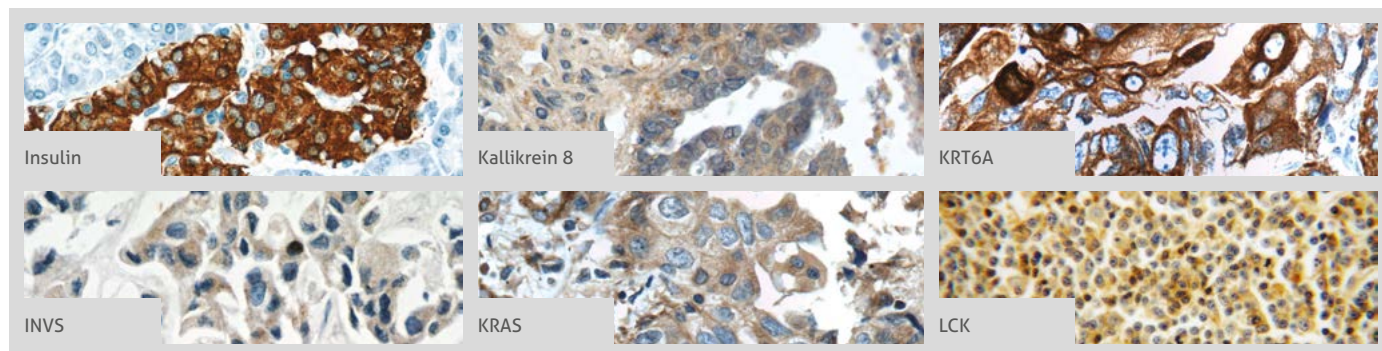
GNAS
→ IKBKBMore validation images available on our website. 

Antibody Name	Cat. No.	Type	Applications
GNAS	10150-2-AP	Rabbit Poly	ELISA, IHC, IP, WB
GP73/GOLPH2	2 15126-1-AP	Rabbit Poly	ELISA, FC, IF, IHC, IP, WB
GPI	2 15171-1-AP	Rabbit Poly	ELISA, IF, IP, WB
Growth hormone	17867-1-AP	Rabbit Poly	ELISA, WB
Growth hormone	55243-1-AP	Rabbit Poly	ELISA, IHC, WB
GSK3B	 24198-1-AP	Rabbit Poly	ELISA, FC, IF, IHC, IP, WB
GSTP1	10 15902-1-AP	Rabbit Poly	ELISA, FC, IF, IHC, IP, WB
GTF2H1	10173-1-AP	Rabbit Poly	ELISA, WB
GUSB	2 16332-1-AP	Rabbit Poly	ELISA, IHC, WB
GZMB	2 13588-1-AP	Rabbit Poly	ELISA, IF, IHC, WB
hamartin	20988-1-AP	Rabbit Poly	ELISA, IF, IHC, IP, WB
hCG alpha	25014-1-AP	Rabbit Poly	ELISA, IHC
HCK	11600-1-AP	Rabbit Poly	ELISA, IHC, WB
HDAC8	8 17548-1-AP	Rabbit Poly	ELISA, IF, IP, WB
HDGF	9 11344-1-AP	Rabbit Poly	ELISA, IF, IHC, IP, WB
HDGF	3 60064-1-Ig	Mouse Mono	ELISA, IF, IHC, WB
Hemoglobin epsilon	4 12361-1-AP	Rabbit Poly	ELISA, FC, IHC, WB
Hemoglobin epsilon-Specific	19994-1-AP	Rabbit Poly	ELISA, WB
Hemoglobin epsilon-Specific	66151-1-Ig	Mouse Mono	ELISA, FC, WB
HER2/ErbB2	4 18299-1-AP	Rabbit Poly	ELISA, FC, IHC, IP, WB
HER2/ErbB2	51105-1-AP	Rabbit Poly	ELISA, IF, IHC, WB
HER2/ErbB2	60311-1-Ig	Mouse Mono	ELISA, FC, IHC
HIF1AN	10646-1-AP	Rabbit Poly	ELISA, IHC,
Histone H2A.X	8 10856-1-AP	Rabbit Poly	ELISA, FC, IF, IHC, WB
HMGA2	20795-1-AP	Rabbit Poly	ELISA, IF, IP, WB
HNF1B	7 12533-1-AP	Rabbit Poly	ELISA, IF, IHC, WB
HNRNPA2B1	5 14813-1-AP	Rabbit Poly	ELISA, IF, IHC, IP, WB
HPSE	 24529-1-AP	Rabbit Poly	Dot Blotting, ELISA, IF, IHC, WB
HPSE	16673-1-AP	Rabbit Poly	ELISA, IHC, WB

Antibody Name	Cat. No.	Type	Applications
HRAS-Specific	5 18295-1-AP	Rabbit Poly	ELISA, FC, IF, IHC, WB
HSD17B11	16303-1-AP	Rabbit Poly	ELISA, IHC, WB
HSD17B11	17301-1-AP	Rabbit Poly	ELISA, IHC, WB
HSD17B7	14854-1-AP	Rabbit Poly	ELISA, IP, WB
HSP47	 10875-1-AP	Rabbit Poly	ELISA, FC, IF, IHC, WB
HSP70	5 10995-1-AP	Rabbit Poly	ELISA, FC, IF, IHC, IP, WB
HSP90	60318-1-Ig	Mouse Mono	ELISA, FC, WB
HYDIN	24741-1-AP	Rabbit Poly	ELISA, IHC, WB
IBA1	36 10904-1-AP	Rabbit Poly	ELISA, IF, IHC, IP, WB
ICAM-1	13 10831-1-AP	Rabbit Poly	ELISA, FC, IHC, IP, WB
ICAM-1	15364-1-AP	Rabbit Poly	ELISA, FC, IHC, IP, WB
ICAM-1	5 60299-1-Ig	Mouse Mono	ELISA, FC, IF, IHC, WB
ID1	4 18475-1-AP	Rabbit Poly	ELISA, IF, WB
IDH1	13 12332-1-AP	Rabbit Poly	ELISA, FC, IF, IHC, IP, WB
IDH1	23309-1-AP	Rabbit Poly	ELISA, IHC, WB
IFT140	10 17460-1-AP	Rabbit Poly	ELISA, IF, IHC, IP, WB
IFT20	15 13615-1-AP	Rabbit Poly	ELISA, IF, IHC, IP, WB
IFT27	15017-1-AP	Rabbit Poly	ELISA, IF, IHC, WB
IFT52	4 17534-1-AP	Rabbit Poly	ELISA, IF, IP, WB
IFT57	10 11083-1-AP	Rabbit Poly	ELISA, IF, IHC, IP, WB
IFT81	7 11744-1-AP	Rabbit Poly	ELISA, IF, IHC, IP, WB
IFT81	10604-2-AP	Rabbit Poly	ELISA, IHC, WB
IFT88	95 13967-1-AP	Rabbit Poly	ELISA, IF, IHC, IP, WB
IGF2BP3	8 14642-1-AP	Rabbit Poly	ELISA, IF, IHC, IP, WB
IGF2R-Specific	20253-1-AP	Rabbit Poly	ELISA, FC, IF, IHC, IP, WB
IGFBP2	11065-3-AP	Rabbit Poly	ELISA, IHC, IP, WB
IGFBP2	 15699-1-AP	Rabbit Poly	ELISA, IF, IHC, WB
IGFBP3	2 10189-2-AP	Rabbit Poly	ELISA, IF, IHC, WB
IHH	13388-1-AP	Rabbit Poly	ELISA, IHC, WB
IKKBK	20979-1-AP	Rabbit Poly	ELISA, IF, IHC, WB

00 This number shows the amount of times our antibody has been cited in a publication.

More validation images available on our website.



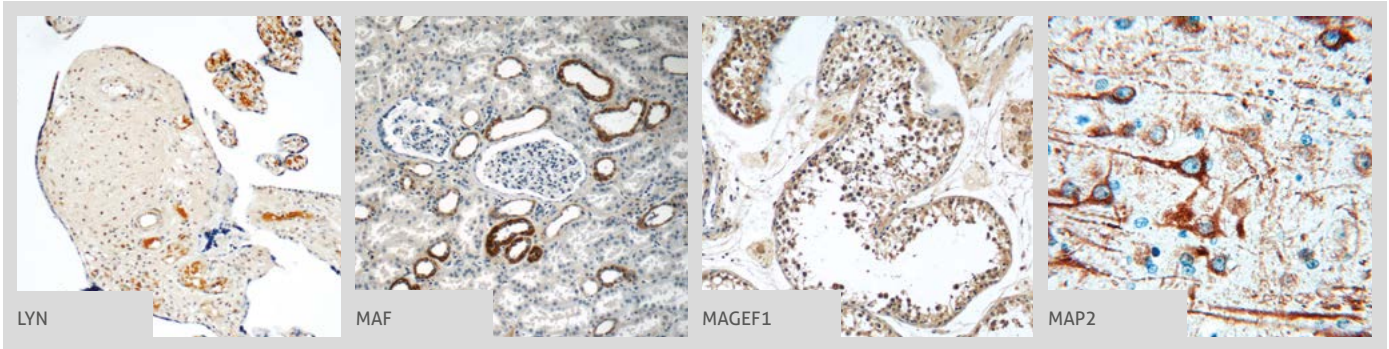
Antibody Name	Cat. No.	Type	Applications
IL13RA2	2 11059-1-AP	Rabbit Poly	ELISA, IF, IHC, WB
IL3RA	13655-1-AP	Rabbit Poly	ELISA, WB
ILK	12955-1-AP	Rabbit Poly	ELISA, IHC, IP, WB
ILK	24926-1-AP	Rabbit Poly	ELISA, IF, IHC, WB
IMP3	12750-1-AP	Rabbit Poly	ELISA, IF, IP, WB
ING1-specific	16185-1-AP	Rabbit Poly	ELISA, IP, WB
ING2	7 11560-1-AP	Rabbit Poly	ELISA, IF, IHC, IP, WB
ING3	5 10905-1-AP	Rabbit Poly	ELISA, IHC, WB
ING3-specific	16187-1-AP	Rabbit Poly	ELISA, IP, WB
ING4	8 10617-1-AP	Rabbit Poly	ELISA, IF, IHC, IP, WB
ING4-specific	6 16188-1-AP	Rabbit Poly	ELISA, IF, IHC, IP, WB
ING5	12 10665-1-AP	Rabbit Poly	ELISA, IF, IHC, IP, WB
Inhibin beta A	3 10651-1-AP	Rabbit Poly	ELISA, IF, IHC, WB
Inhibin beta A	60015-1-Ig	Mouse Mono	ELISA, WB
Inhibin beta A	22689-1-AP	Rabbit Poly	ELISA, IHC, WB
Inhibin beta A -Specific	17524-1-AP	Rabbit Poly	ELISA, IP, WB
Inhibin beta B	3 17577-1-AP	Rabbit Poly	ELISA, IHC, WB
Insulin	7 15848-1-AP	Rabbit Poly	ELISA, IF, IHC, WB
Insulin	66198-1-Ig	Mouse Mono	ELISA, IHC
Integrin alpha-5	4 10569-1-AP	Rabbit Poly	ELISA, WB
Integrin beta-1	8 12594-1-AP	Rabbit Poly	ELISA, WB
Involucrin	2 55328-1-AP	Rabbit Poly	ELISA, IHC, WB
INVS	2 10585-1-AP	Rabbit Poly	ELISA, IF, IHC, WB
IRF2	12525-1-AP	Rabbit Poly	ELISA, IHC, IP, WB
IRF3	14 11312-1-AP	Rabbit Poly	ELISA, FC, IF, IHC, IP, WB
IRF4	11247-2-AP	Rabbit Poly	ELISA, FC, IHC, IP, WB
IRF5	13 10547-1-AP	Rabbit Poly	ELISA, FC, IF, IHC, IP, WB
IRF5	60088-1-Ig	Mouse Mono	ELISA, IF, IHC, IP, WB
IRF7	22392-1-AP	Rabbit Poly	ELISA, IHC, IP, WB
IRF8	18977-1-AP	Rabbit Poly	ELISA, IHC, WB

Antibody Name	Cat. No.	Type	Applications
IRF8	24437-1-AP	Rabbit Poly	ELISA, WB
IRF9	5 14167-1-AP	Rabbit Poly	ELISA, IF, IHC, IP, WB
Islet 1	15661-1-AP	Rabbit Poly	ELISA, IHC, IP, WB
JNK	2 24164-1-AP	Rabbit Poly	ELISA, IF, IHC, IP, WB
JUN	24909-1-AP	Rabbit Poly	ELISA, IF, IHC, IP, WB
JUNB	10486-1-AP	Rabbit Poly	ELISA, IF, IHC, IP, WB
Kallikrein 8	14232-1-AP	Rabbit Poly	ELISA, IHC, WB
KDM2A	24311-1-AP	Rabbit Poly	ELISA, IP, WB
KEAP1	62 10503-2-AP	Rabbit Poly	ELISA, IF, IHC, IP, WB
KEAP1	12 60027-1-Ig	Mouse Mono	ELISA, IF, IHC, WB
keratin 6A -specific	16853-1-AP	Rabbit Poly	ELISA, IP, WB
KIF3A	2 13930-1-AP	Rabbit Poly	ELISA, IF, IHC, IP, WB
KIFAP3	60266-1-Ig	Mouse Mono	ELISA, IHC, WB
KLK3/PSA	10679-1-AP	Rabbit Poly	ELISA, IHC, WB
KPNA2	5 10819-1-AP	Rabbit Poly	ELISA, IF, IHC, IP, WB
KRAS	20 12063-1-AP	Rabbit Poly	ELISA, FC, IF, IHC, IP, WB
KRAS	60309-1-Ig	Mouse Mono	ELISA, FC, IHC, WB
KRAS-2A	16156-1-AP	Rabbit Poly	ELISA, FC, IF, IHC, WB
KRAS-2B	16155-1-AP	Rabbit Poly	ELISA, FC, IF, IHC, WB
KRT6A	10590-1-AP	Rabbit Poly	ELISA, FC, IF, IHC, WB
KRT6B	17391-1-AP	Rabbit Poly	ELISA, IHC, IP, WB
Lactoferrin	10933-1-AP	Rabbit Poly	ELISA, IHC, IP, WB
Langerin	11841-1-AP	Rabbit Poly	ELISA, WB
LBP	11836-1-AP	Rabbit Poly	ELISA, FC, IF, IHC, IP, WB
LBP	23559-1-AP	Rabbit Poly	ELISA, WB
LBP	66181-1-Ig	Mouse Mono	ELISA, IHC, WB
LCK	12477-1-AP	Rabbit Poly	ELISA, IHC, IP, WB
LCK	60162-1-Ig	Mouse Mono	ELISA, WB
LDHB	5 14824-1-AP	Rabbit Poly	ELISA, FC, IF, IHC, IP, WB
LDHB-Specific	19988-1-AP	Rabbit Poly	ELISA, IF, IHC, WB

00 This number shows the amount of times our antibody has been cited in a publication.

LGALS3BP
→ MME, CD10

More validation images available on our website. 



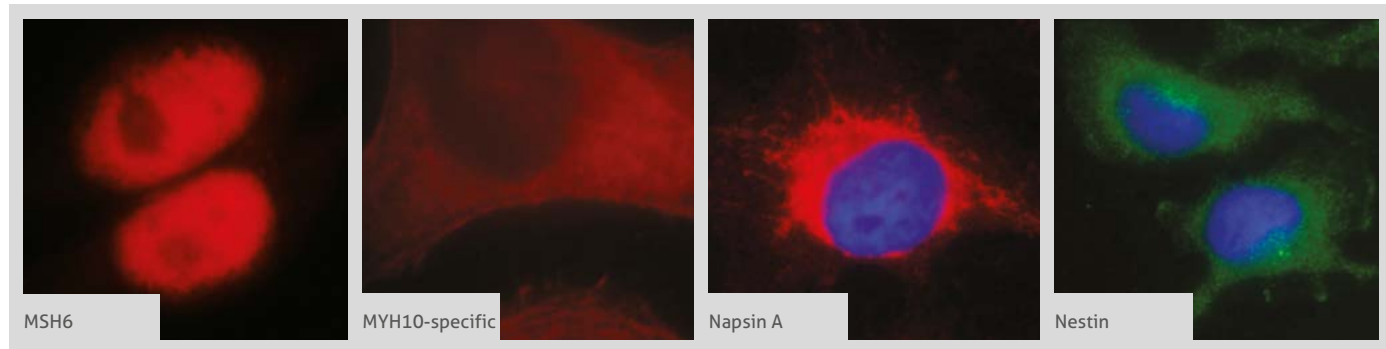
Antibody Name	Cat. No.	Type	Applications
LGALS3BP	9 10281-1-AP	Rabbit Poly	ELISA, IF, IHC, IP, WB
LGALS3BP	23307-1-AP	Rabbit Poly	ELISA, IF, IHC, WB
LGALS3BP	60066-1-Ig	Mouse Mono	ELISA, IF, IHC, IP, WB
LIN9	17882-1-AP	Rabbit Poly	ELISA, IP, WB
liver Arginase	7 16001-1-AP	Rabbit Poly	ELISA, FC, IF, IHC, IP, WB
liver Arginase	66129-1-Ig	Mouse Mono	ELISA, IHC, WB
LOX	3 17958-1-AP	Rabbit Poly	ELISA, IHC, IP, WB
LPP	25045-1-AP	Rabbit Poly	ELISA, FC, IF, IHC, IP, WB
LYN	 18135-1-AP	Rabbit Poly	ELISA, FC, IF, IHC, IP, WB
LYN	60211-1-Ig	Mouse Mono	ELISA, IHC, WB
Lysozyme	15013-1-AP	Rabbit Poly	ELISA, IHC, WB
MAF	 55013-1-AP	Rabbit Poly	ELISA, IF, IHC, IP, WB
MAGEA1	12233-1-AP	Rabbit Poly	ELISA, IHC, WB
MAGEA1	55105-1-AP	Rabbit Poly	ELISA, IF, WB
MAGEA10	15295-1-AP	Rabbit Poly	ELISA, WB
MAGEA11	15474-1-AP	Rabbit Poly	ELISA, IF, WB
MAGEA4	55109-1-AP	Rabbit Poly	ELISA, IHC, WB
MAGEA6	14602-1-AP	Rabbit Poly	ELISA, IF, IHC, WB
MAGEA8	15045-1-AP	Rabbit Poly	ELISA, WB
MAGEB1	12400-1-AP	Rabbit Poly	ELISA, IF, WB
MAGEB18	17494-1-AP	Rabbit Poly	ELISA, IF, IHC, WB
MAGEB4	12786-2-AP	Rabbit Poly	ELISA, IF, WB
MAGEC2	2 10280-1-AP	Rabbit Poly	ELISA, IHC
MAGEC3	21491-1-AP	Rabbit Poly	ELISA, IF, IHC, WB
MAGED1	11539-1-AP	Rabbit Poly	ELISA, FC, IHC, WB
MAGED1	22053-1-AP	Rabbit Poly	ELISA, FC, IF, IHC, IP, WB
MAGED2	2 15252-1-AP	Rabbit Poly	ELISA, IF, IP, WB
MAGED4	16809-1-AP	Rabbit Poly	ELISA, WB
MAGEF1	 24105-1-AP	Rabbit Poly	ELISA, IHC, WB
MALT1	11660-1-AP	Rabbit Poly	ELISA, FC, IF, IHC, WB

Antibody Name	Cat. No.	Type	Applications
Mammaglobin A	23501-1-AP	Rabbit Poly	ELISA, IHC, WB
Mammaglobin A	25645-1-AP	Rabbit Poly	ELISA, IHC
MAP2	 16 17490-1-AP	Rabbit Poly	ELISA, FC, IF, IHC, IP, WB
MAS1L-Specific	20080-1-AP	Rabbit Poly	ELISA, IF, WB
Maspin	2 11722-1-AP	Rabbit Poly	ELISA, IHC, WB
MCL1	15 16225-1-AP	Rabbit Poly	ELISA, IHC, IP, WB
MCL1	3 66026-1-Ig	Mouse Mono	ELISA, IF, IHC, WB
MCL1L-specific	15825-1-AP	Rabbit Poly	ELISA, IHC
MCM2	3 10513-1-AP	Rabbit Poly	ELISA, IHC, IP, WB
MCM7	11225-1-AP	Rabbit Poly	ELISA, FC, IF, IHC, IP, WB
MDM2	4 19058-1-AP	Rabbit Poly	ELISA, WB
MDMX	2 17914-1-AP	Rabbit Poly	ELISA, WB
MED19	13418-1-AP	Rabbit Poly	ELISA, IHC, WB
MED28	16262-1-AP	Rabbit Poly	ELISA, IHC
MEIS2	11550-1-AP	Rabbit Poly	ELISA, IHC, WB
MEIS3	12775-1-AP	Rabbit Poly	ELISA, WB
MGEA5	14 14711-1-AP	Rabbit Poly	ChIP, ELISA, IF, IHC, IP, WB
MGEA5	66033-1-Ig	Mouse Mono	ELISA, IF, IHC, WB
MGMT	17195-1-AP	Rabbit Poly	ELISA, IHC, IP, WB
Midkine	11009-1-AP	Rabbit Poly	ELISA, IF, IHC
MITF	3 13092-1-AP	Rabbit Poly	ELISA, FC, IP, WB
MKS1	13 16206-1-AP	Rabbit Poly	ELISA, IF, IHC, IP, WB
MKS3	10 13975-1-AP	Rabbit Poly	ELISA, IF, IHC, WB
MLF1	13100-1-AP	Rabbit Poly	ELISA, IHC, IP, WB
MLF2	11835-1-AP	Rabbit Poly	ELISA, IF, IHC, WB
MLH1	2 11697-1-AP	Rabbit Poly	ELISA, IF, IHC, IP, WB
MLL5	14540-1-AP	Rabbit Poly	ELISA, IF, WB
MME, CD10	2 18008-1-AP	Rabbit Poly	ELISA, FC, IHC, IP, WB
MME, CD10	10302-1-AP	Rabbit Poly	ELISA, FC, IHC, WB
MME, CD10	23898-1-AP	Rabbit Poly	ELISA, FC, IF, WB

00 This number shows the amount of times our antibody has been cited in a publication.

MME, CD10
NFKB2 ←

More validation images available on our website.



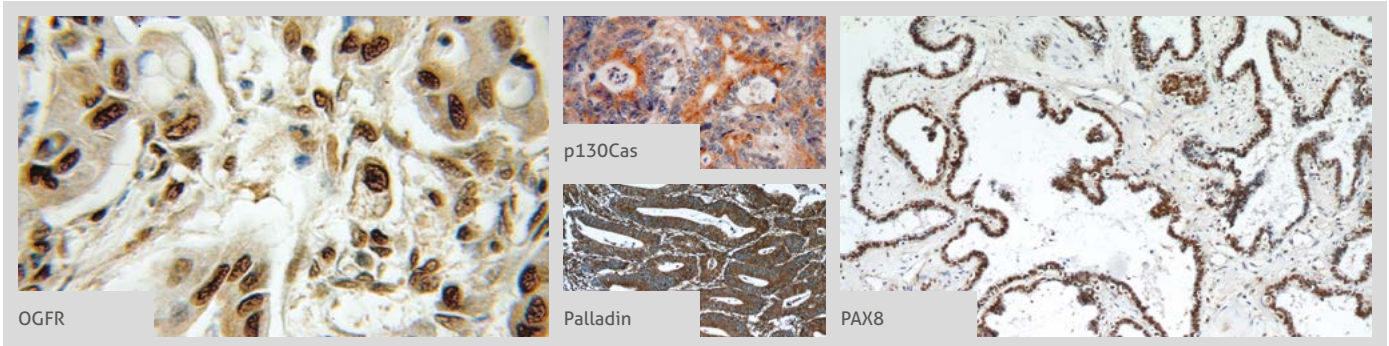
Antibody Name	Cat. No.	Type	Applications
MME, CD10	60034-3-Ig	Mouse Mono	ELISA, IHC, WB
MMP1	11 10371-2-AP	Rabbit Poly	ELISA, FC, IF, IHC, IP, WB
MMP2	55 10373-2-AP	Rabbit Poly	ELISA, IF, IHC, IP, WB
MMP7	12 10374-2-AP	Rabbit Poly	Dot Blotting, ELISA, IHC, WB
MMP8	2 17874-1-AP	Rabbit Poly	ELISA, IHC, IP, WB
MPO	22225-1-AP	Rabbit Poly	ELISA, IHC, IP, WB
MSH2	5 15520-1-AP	Rabbit Poly	ELISA, FC, IF, IHC, IP, WB
MSH2	60161-1-Ig	Mouse Mono	ELISA, IHC, WB
MSH3	22393-1-AP	Rabbit Poly	ELISA, IP, WB
MSH6	18120-1-AP	Rabbit Poly	ELISA, IF, IHC, IP, WB
MSH6	66172-1-Ig	Mouse Mono	ELISA, IF, IHC, IP, WB
MSRB2	17629-1-AP	Rabbit Poly	ELISA, IHC, WB
MUC1	19976-1-AP	Rabbit Poly	ELISA, FC, IHC, IP, WB
MUC1	23614-1-AP	Rabbit Poly	ELISA, FC, IHC, WB
MUC16, CA125	20077-1-AP	Rabbit Poly	ELISA, IHC, IP, WB
MUC16, CA125	60261-1-Ig	Mouse Mono	ELISA, IHC
MUM1	12682-1-AP	Rabbit Poly	ELISA, IHC, WB
MYCN	3 10159-2-AP	Rabbit Poly	ELISA, IHC, WB
Myelin basic protein	2 10458-1-AP	Rabbit Poly	ELISA, IHC, WB
MYEOV	11151-1-AP	Rabbit Poly	ELISA, IHC, WB
MYH10	21403-1-AP	Rabbit Poly	ELISA, IF, IP, WB
MYH10-specific	19673-1-AP	Rabbit Poly	ELISA, FC, IF, IP, WB
MYH11	18569-1-AP	Rabbit Poly	ELISA, WB
MYH11	21404-1-AP	Rabbit Poly	ELISA, IHC, WB
MYH11	60222-1-Ig	Mouse Mono	ELISA, WB
MYH11	60222-2-Ig	Mouse Mono	ELISA, WB
MYH14	20716-1-AP	Rabbit Poly	ELISA, IF, IP, WB
MYH2-specifc	55069-1-AP	Rabbit Poly	ELISA, IHC, WB
MYH4-Specific	5 20140-1-AP	Rabbit Poly	ELISA, IHC, WB
MYH9	11128-1-AP	Rabbit Poly	ELISA, IF, IHC, IP, WB










Antibody Name	Cat. No.	Type	Applications
MYH9	60233-1-Ig	Mouse Mono	ELISA, WB
MYL1	15814-1-AP	Rabbit Poly	ELISA, WB
MYL3	10913-1-AP	Rabbit Poly	ELISA, IHC, IP, WB
MYL4	13229-1-AP	Rabbit Poly	ELISA, WB
MYL5	14249-1-AP	Rabbit Poly	ELISA, WB
MYL7	17283-1-AP	Rabbit Poly	ELISA, IF, IHC, IP, WB
MYL9	15354-1-AP	Rabbit Poly	ELISA, IF, IHC, WB
Myocilin	14238-1-AP	Rabbit Poly	ELISA, IP, WB
MYOD1	3 18943-1-AP	Rabbit Poly	ELISA, IF, IHC, WB
Myoglobin	16048-1-AP	Rabbit Poly	ELISA, IHC, WB
Myosin Light Chain 2	42 10906-1-AP	Rabbit Poly	ELISA, FC, IF, IHC, IP, WB
Myosin Light Chain 2	60229-1-Ig	Mouse Mono	ELISA, IF, IHC, WB
Napsin A	60259-1-Ig	Mouse Mono	ELISA, IF, IHC
NCAM1/CD56	5 14255-1-AP	Rabbit Poly	ELISA, FC, IF, IHC, WB
NCAM1/CD56	60238-1-Ig	Mouse Mono	ELISA, IHC, WB
NDE1	12 10233-1-AP	Rabbit Poly	ELISA, IF, IHC, IP, WB
NEDD4L	6 13690-1-AP	Rabbit Poly	ELISA, IF, IHC, IP, WB
Neogenin-specific	20246-1-AP	Rabbit Poly	ELISA, WB
Nestin	6 19483-1-AP	Rabbit Poly	ELISA, IF, IHC, WB
NeuN	23060-1-AP	Rabbit Poly	ELISA, IHC, WB
neuromedin B	3 10888-1-AP	Rabbit Poly	ELISA, IHC, WB
Neuropilin 1	2 60067-1-Ig	Mouse Mono	ELISA, IF, IHC, WB
NF-H	6 18934-1-AP	Rabbit Poly	ELISA, IHC, WB
NF-H	21471-1-AP	Rabbit Poly	ELISA, IHC, WB
NFKB1	15 14220-1-AP	Rabbit Poly	ELISA, IF, IP, WB
NFKB1	23576-1-AP	Rabbit Poly	ELISA, IF, IHC, WB
NFKB1	15506-1-AP	Rabbit Poly	ELISA, WB
NFKB2	2 10409-2-AP	Rabbit Poly	ELISA, IF, IHC, IP, WB
NFKB2	51085-1-AP	Rabbit Poly	ELISA, WB
NFKB2	15503-1-AP	Rabbit Poly	ELISA, IHC, WB















00 This number shows the amount of times our antibody has been cited in a publication.

NF-L
→ PD-ECGF

More validation images available on our website. 

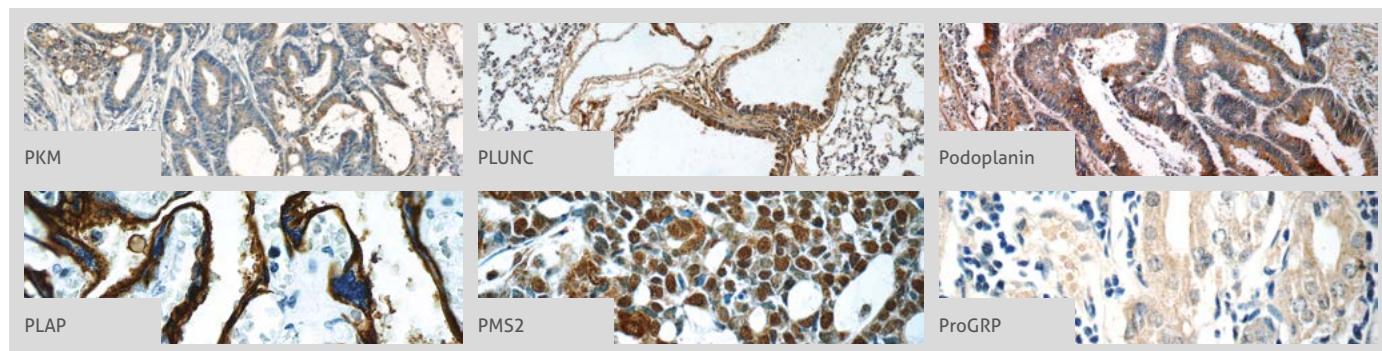


Antibody Name	Cat. No.	Type	Applications
NF-L	12998-1-AP	Rabbit Poly	ELISA, IF, IHC, IP, WB
NF-L	60189-1-Ig	Mouse Mono	ELISA, IHC, WB
NF-M-Specific	20664-1-AP	Rabbit Poly	ELISA, IF, IHC, IP, WB
NME1	11086-2-AP	Rabbit Poly	ELISA, IF, IHC, IP, WB
NNMT	15123-1-AP	Rabbit Poly	ELISA, IF, IP, WB
NPHP3	 22026-1-AP	Rabbit Poly	ELISA, IF, IHC, IP, WB
NPHP4	 13812-1-AP	Rabbit Poly	ELISA, IF, IHC, WB
NR5A1	18658-1-AP	Rabbit Poly	ELISA, IHC, IP, WB
NRAS	 10724-1-AP	Rabbit Poly	ELISA, FC, IF, IHC, WB
NRF2, NFE2L2	 16396-1-AP	Rabbit Poly	ELISA, FC, IF, IHC, IP, WB
NSE	10149-1-AP	Rabbit Poly	ELISA, IHC, IP, WB
NSE	55235-1-AP	Rabbit Poly	ELISA, IHC, WB
NSE	66150-1-Ig	Mouse Mono	ELISA, IF, IHC, WB
NUP85	19370-1-AP	Rabbit Poly	ELISA, IF, IHC, WB
OCT2	10867-2-AP	Rabbit Poly	ELISA, IHC, IP, WB
OCT2-Specific	18996-1-AP	Rabbit Poly	ELISA, IHC, WB
OCT4	 11263-1-AP	Rabbit Poly	ELISA, IF, IHC, WB
OCT4	60242-1-Ig	Mouse Mono	ELISA, IHC, WB
OGFR	 11177-1-AP	Rabbit Poly	ELISA, FC, IF, IHC, IP, WB
OPTN	 10837-1-AP	Rabbit Poly	ELISA, FC, IF, IHC, IP, WB
OPTN	60293-1-Ig	Mouse Mono	ELISA, IHC, WB
Osteocalcin	23418-1-AP	Rabbit Poly	ELISA, FC, IF, IHC
Osteopontin	 22952-1-AP	Rabbit Poly	ELISA, IF, IHC, WB
Osteopontin	25715-1-AP	Rabbit Poly	ELISA, IHC, WB
OVCA1	20112-1-AP	Rabbit Poly	ELISA, IF, IHC, WB
p107	13354-1-AP	Rabbit Poly	ELISA, IP, WB
p120 Catenin	12180-1-AP	Rabbit Poly	ELISA, IF, IHC, IP, WB
p130Cas	 16815-1-AP	Rabbit Poly	ELISA, IF, IHC, IP, WB
P16-INK4A	 10883-1-AP	Rabbit Poly	ELISA, FC, IF, IHC, IP, WB
p19 INK4d	10272-2-AP	Rabbit Poly	ELISA, IF, IHC, WB

Antibody Name	Cat. No.	Type	Applications
P21	 60214-1-Ig	Mouse Mono	ELISA, WB
P21;CDKN1A	 10355-1-AP	Rabbit Poly	ELISA, FC, IF, IHC, IP, WB
P27; KIP1	 25614-1-AP	Rabbit Poly	ELISA, IF, IHC, IP, WB
p504S, AMACR	60240-1-Ig	Mouse Mono	ELISA, WB
P53	 10442-1-AP	Rabbit Poly	ELISA, IF, IHC, IP, WB
P53	60283-1-Ig	Mouse Mono	ELISA, IHC, IP, WB
p63	12143-1-AP	Rabbit Poly	ELISA, IF, IHC, IP, WB
p75NTR	55014-1-AP	Rabbit Poly	ELISA, FC, IF, IHC, IP, WB
PAI-1	 13801-1-AP	Rabbit Poly	ELISA, IF, IHC, IP, WB
Palladin	  10853-1-AP	Rabbit Poly	ELISA, FC, IF, IHC, IP, WB
Palladin-specific	16179-1-AP	Rabbit Poly	ELISA, IP, WB
Pan-PAX	21383-1-AP	Rabbit Poly	ELISA, IF, IHC, IP, WB
PARP1	22999-1-AP	Rabbit Poly	ELISA, IP, WB
PAX3	21386-1-AP	Rabbit Poly	ELISA, IP, WB
PAX3	51036-2-AP	Rabbit Poly	ELISA, WB
PAX6	 12323-1-AP	Rabbit Poly	ELISA, FC, IF, IHC, WB
PAX7	20570-1-AP	Rabbit Poly	ELISA, WB
PAX8	  10336-1-AP	Rabbit Poly	ELISA, FC, IF, IHC, IP, WB
PAX8	60145-4-Ig	Mouse Mono	ELISA, IHC, WB
PAX8-Specific	66073-1-Ig	Mouse Mono	ELISA, IHC, WB
PBX1	18204-1-AP	Rabbit Poly	ELISA, IF, IP, WB
PBX3	 12571-1-AP	Rabbit Poly	ELISA, IHC, IP, WB
PBX4	22323-1-AP	Rabbit Poly	ELISA, WB
P-cadherin	13773-1-AP	Rabbit Poly	ELISA, FC, IF, IHC, IP, WB
PCNA	 10205-2-AP	Rabbit Poly	ELISA, FC, IF, IHC, IP, WB
PCNA	 60097-1-Ig	Mouse Mono	ELISA, FC, IF, IHC, IP, WB
PCNA	24036-1-AP	Rabbit Poly	ELISA, IF, IHC, IP, WB
PD-1/CD279	18106-1-AP	Rabbit Poly	ELISA, FC, IF, IHC, WB
PD-ECGF	 12383-1-AP	Rabbit Poly	ELISA, IHC, WB

 This number shows the amount of times our antibody has been cited in a publication.

More validation images available on our website.



Antibody Name	Cat. No.	Type	Applications
PDGFRB	13449-1-AP	Rabbit Poly	ELISA, FC, WB
Pentraxin 3	13797-1-AP	Rabbit Poly	ELISA, IF, WB
Perforin	14580-1-AP	Rabbit Poly	ELISA, WB
Peripherin	17399-1-AP	Rabbit Poly	ELISA, IHC, WB
PGD	14718-1-AP	Rabbit Poly	ELISA, IF, IHC, IP, WB
PGLYRP3	18082-1-AP	Rabbit Poly	ELISA, WB
PGRMC1	6 12990-1-AP	Rabbit Poly	ELISA, IHC, IP, WB
PHF14	24787-1-AP	Rabbit Poly	ELISA, IHC, IP, WB
PHF17	3 15032-1-AP	Rabbit Poly	ELISA, IP, WB
phospho (403/404)-TDP43	66079-1-Ig	Mouse Mono	ELISA, WB
phospho (409/410)-TDP43	5 22309-1-AP	Rabbit Poly	ELISA, IF, IHC, WB
phospho CHC1(Ser12)	14444-1-AP	Rabbit Poly	ELISA, IF, IHC, WB
PIGF	10642-1-AP	Rabbit Poly	ELISA, IF, IHC, IP, WB
PIN1	10495-1-AP	Rabbit Poly	ELISA, IF, IHC, IP, WB
PINX1	5 12368-1-AP	Rabbit Poly	ELISA, IF, IHC, WB
PKM	10078-2-AP	Rabbit Poly	ELISA, IF, IHC, WB
PKM1-specific	19 15821-1-AP	Rabbit Poly	ELISA, IF, IHC, IP, WB
PKM2-specific	13 15822-1-AP	Rabbit Poly	ELISA, IF, IHC, IP, WB
PKM2-specific	60268-1-Ig	Mouse Mono	ELISA, FC, IF, IHC, IP, WB
PLAA	12529-1-AP	Rabbit Poly	ELISA, IHC, IP, WB
PLAA	60244-1-Ig	Mouse Mono	ELISA, IHC, WB
Placental lactogen	10178-1-AP	Rabbit Poly	ELISA, WB
Placental lactogen	16326-1-AP	Rabbit Poly	ELISA, IHC, WB
Placental lactogen	55236-1-AP	Rabbit Poly	ELISA, IHC, WB
PLAP	18507-1-AP	Rabbit Poly	ELISA, IHC, IP, WB
PLAP	60294-1-Ig	Mouse Mono	ELISA, IHC, WB
PLEK	12506-1-AP	Rabbit Poly	ELISA, IHC, IP, WB
PLUNC	10413-1-AP	Rabbit Poly	ELISA, IHC, IP, WB
PLVAP	14452-1-AP	Rabbit Poly	ELISA, WB

Antibody Name	Cat. No.	Type	Applications
PLXDC2	12285-1-AP	Rabbit Poly	ELISA, WB
PMS1	10859-1-AP	Rabbit Poly	ELISA, IHC
PMS2	18164-1-AP	Rabbit Poly	ELISA, WB
PMS2	66075-1-Ig	Mouse Mono	ELISA, IHC, WB
PNMA2	16445-1-AP	Rabbit Poly	ELISA, WB
PNMAL1	16965-1-AP	Rabbit Poly	ELISA, IF, WB
Podoplanin	2 11629-1-AP	Rabbit Poly	ELISA, FC, IHC, WB
Podoplanin	22099-1-AP	Rabbit Poly	ELISA, WB
POU2AF1	13605-1-AP	Rabbit Poly	ELISA, WB
PRCC	12019-1-AP	Rabbit Poly	ELISA, WB
PRDX6	3 13585-1-AP	Rabbit Poly	ELISA, IF, IHC, IP, WB
Prealbumin/transthyretin	6 11891-1-AP	Rabbit Poly	ELISA, IF, IHC, WB
Prealbumin/transthyretin	66108-1-Ig	Mouse Mono	ELISA, IHC, WB
Pre-IL18	3 10663-1-AP	Rabbit Poly	ELISA, IF, IHC, IP, WB
Pre-IL18	60070-1-Ig	Mouse Mono	ELISA, IF, WB
Presenilin-1-Specific	16163-1-AP	Rabbit Poly	ELISA, IP, WB
ProGRP	14646-1-AP	Rabbit Poly	ELISA, IF, IHC, WB
Prothymosin alpha	10480-1-AP	Rabbit Poly	ELISA, IHC
PROX1	4 11067-2-AP	Rabbit Poly	ChIP, ELISA, FC, IF, IHC, WB
PROX1	19554-1-AP	Rabbit Poly	ELISA, WB
PRSS8	4 15527-1-AP	Rabbit Poly	ELISA, IHC, WB
PSCA	17171-1-AP	Rabbit Poly	ELISA, WB
PSMA/GCPII	13163-1-AP	Rabbit Poly	ELISA, IHC, WB
PSMD4	66179-1-Ig	Mouse Mono	ELISA, IF, IHC, WB
PSME3	14907-1-AP	Rabbit Poly	ELISA, IF, IHC, IP, WB
PTEN	9 22034-1-AP	Rabbit Poly	ELISA, IF, IHC, WB
PTEN	5 60300-1-Ig	Mouse Mono	ELISA, IF, IHC, WB
PTGDS	10754-2-AP	Rabbit Poly	ELISA, IHC, WB
PTHLH	10817-1-AP	Rabbit Poly	ELISA, WB
PTH-Specific	19001-1-AP	Rabbit Poly	ELISA, WB

00 This number shows the amount of times our antibody has been cited in a publication.

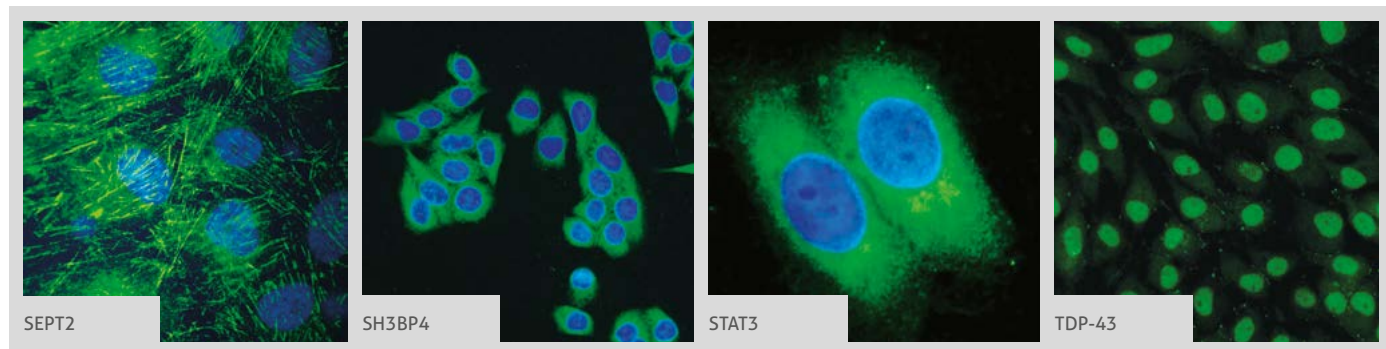
PTPIP51
 → SMAD4

Antibody Name	Cat. No.	Type	Applications
PTPIP51	20641-1-AP	Rabbit Poly	ELISA, IF, IHC, IP, WB
PVRL3, Nectin 3	11213-1-AP	Rabbit Poly	ELISA, IF, IHC, IP, WB
RAB11-Specific	20229-1-AP	Rabbit Poly	ELISA, IF, IP, WB
RAB8A	5 55296-1-AP	Rabbit Poly	ELISA, IF, IP, WB
RABEPK	10213-2-AP	Rabbit Poly	ELISA, WB
RABEPK	15105-1-AP	Rabbit Poly	ELISA, IF, IHC, WB
RAD51	2 14961-1-AP	Rabbit Poly	ELISA, IP, WB
RAF1	12388-1-AP	Rabbit Poly	ELISA, IHC
RARA	10331-1-AP	Rabbit Poly	ELISA, IHC, IP, WB
RARB	14013-1-AP	Rabbit Poly	ELISA, IF, IHC
RARG	2 11424-1-AP	Rabbit Poly	ChIP, ELISA, IP, WB
Rb	5 17218-1-AP	Rabbit Poly	ELISA, WB
RB1	15 10048-2-Ig	Rabbit Poly	ELISA, IHC, IP, WB
RBL2	12685-1-AP	Rabbit Poly	ELISA
RCAS1	12255-1-AP	Rabbit Poly	ELISA, IF, IHC, IP, WB
RCC1	22142-1-AP	Rabbit Poly	ELISA, IF, IHC, IP, WB
RCC1	22335-1-AP	Rabbit Poly	ELISA, IF, IHC, IP, WB
REG4	12268-1-AP	Rabbit Poly	ELISA, IHC, WB
RFX3	14784-1-AP	Rabbit Poly	ELISA, IP, WB
RHOT2	2 11237-1-AP	Rabbit Poly	ELISA, IHC, IP, WB
RKIP	10575-1-AP	Rabbit Poly	ELISA, IHC, WB
ROCK1	7 21850-1-AP	Rabbit Poly	ELISA, IHC, WB
ROCK1-Specific	20247-1-AP	Rabbit Poly	ELISA, IHC, WB
ROCK2	2 21645-1-AP	Rabbit Poly	ELISA, IF, IHC, IP, WB
ROCK2-Specific	4 20248-1-AP	Rabbit Poly	ELISA, IF, IHC, WB
ROPN1L	12565-1-AP	Rabbit Poly	ELISA, IHC, WB
RP2	14151-1-AP	Rabbit Poly	ELISA, FC, IHC, IP, WB
RPGR	16891-1-AP	Rabbit Poly	ELISA, IF, IHC, WB
RPGRIP1L	4 55160-1-AP	Rabbit Poly	ELISA, IF, IHC, IP, WB
RPL19	14701-1-AP	Rabbit Poly	ELISA, IF, IHC, IP, WB
RPS27	15355-1-AP	Rabbit Poly	ELISA, IF, IHC, IP, WB
RRAS	11647-1-AP	Rabbit Poly	ELISA, IHC, IP, WB
RRM1	32 10526-1-AP	Rabbit Poly	ELISA, FC, IF, IHC, IP, WB
RRM1	60073-1-Ig	Mouse Mono	ELISA, FC, IHC, IP, WB
RRM1	60073-2-Ig	Mouse Mono	ELISA, IF, IHC, IP, WB
RRM1-Specific	19686-1-AP	Rabbit Poly	ELISA, IF, WB
S100A1	16027-1-AP	Rabbit Poly	ELISA, IHC, WB
S100A10	3 11250-1-AP	Rabbit Poly	ELISA, FC, IF, IHC, IP, WB
S100A11	22 10237-1-AP	Rabbit Poly	CoIP, ELISA, FC, IF, IHC, IP, WB

Antibody Name	Cat. No.	Type	Applications
S100A11	3 60024-1-Ig	Mouse Mono	Antibody Neutralization, ELISA, IHC, WB
S100A12	16630-1-AP	Rabbit Poly	ELISA, IHC
S100A14	11 10489-1-AP	Rabbit Poly	ELISA, IF, IHC, IP, WB
S100A3	12343-1-AP	Rabbit Poly	ELISA, WB
S100A4	7 16105-1-AP	Rabbit Poly	ELISA, IF, IHC, IP, WB
S100A5	17924-1-AP	Rabbit Poly	ELISA, IF, IHC, WB
S100A6	7 10245-1-AP	Rabbit Poly	ELISA, FC, IF, IHC, IP, WB
S100A6	66098-1-Ig	Mouse Mono	ELISA, IF, IHC, WB
S100A8	15792-1-AP	Rabbit Poly	ELISA, IHC, WB
S100A9	14226-1-AP	Rabbit Poly	ELISA, IHC, WB
S100B	3 15146-1-AP	Rabbit Poly	ELISA, IF, IHC, WB
S100P	3 11803-1-AP	Rabbit Poly	ELISA, FC, IF, IHC, WB
SALL4	2 24500-1-AP	Rabbit Poly	ELISA, IF, IHC, IP, WB
SCNN1A	4 10924-2-AP	Rabbit Poly	ELISA, IHC, WB
SCNN1G	2 13943-1-AP	Rabbit Poly	ELISA, IHC, WB
SDCCAG8	6 13471-1-AP	Rabbit Poly	ELISA, IF, IHC, IP, WB
Securin/PTTG1	18040-1-AP	Rabbit Poly	ELISA, IF
Semenogelin-1	15916-1-AP	Rabbit Poly	ELISA, IHC, WB
SEPT2	6 11397-1-AP	Rabbit Poly	ELISA, FC, IF, IHC, IP, WB
SEPT2	3 60075-1-Ig	Mouse Mono	ELISA, IF, IHC, WB
SERCA2	13985-1-AP	Rabbit Poly	ELISA, WB
SERPINB2	2 16035-1-AP	Rabbit Poly	ELISA, IHC, WB
Sestrin 2	59 10795-1-AP	Rabbit Poly	ELISA, FC, IF, IHC, IP, WB
Sestrin 2	3 21346-1-AP	Rabbit Poly	ELISA, IF, IHC, WB
SFTPA1/Surfactant Protein A	11850-1-AP	Rabbit Poly	ELISA, IHC
SFTPB	13664-1-AP	Rabbit Poly	ELISA, IHC, IP, WB
SFTPC	10774-1-AP	Rabbit Poly	ELISA, IHC, WB
SH3BP4	17691-1-AP	Rabbit Poly	ELISA, IF, IP, WB
SHC	10054-1-AP	Rabbit Poly	ELISA, IF, IHC, WB
SHC	12496-1-AP	Rabbit Poly	ELISA, IF, IHC, WB
SHH	3 20697-1-AP	Rabbit Poly	ELISA, FC, IF, IHC, IP, WB
SKIL	19218-1-AP	Rabbit Poly	ELISA, IP, WB
SKP2	4 15010-1-AP	Rabbit Poly	ELISA, IF, IHC, IP, WB
SMAD1	10429-1-AP	Rabbit Poly	ELISA, IF, IP, WB
SMAD2	14 12570-1-AP	Rabbit Poly	ELISA, IF, IHC, IP, WB
SMAD3	5 25494-1-AP	Rabbit Poly	ELISA, IF, IHC, WB
SMAD4	3 10231-1-AP	Rabbit Poly	ELISA, IHC, IP, WB

00 This number shows the amount of times our antibody has been cited in a publication.

More validation images available on our website.

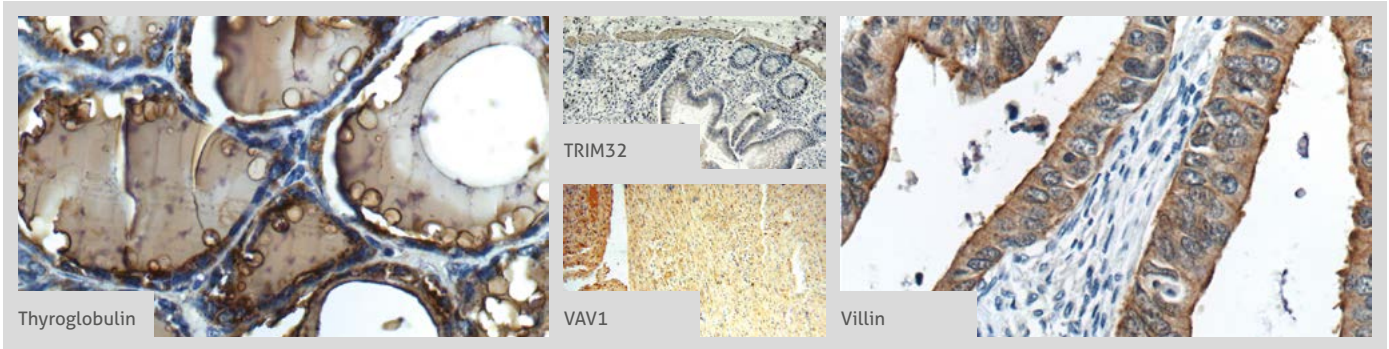















Antibody Name	Cat. No.	Type	Applications
SMAD4	51069-2-AP	Rabbit Poly	ELISA, IF, IHC, WB
SMAD4	51144-1-AP	Rabbit Poly	ELISA, IHC, WB
SMAD5	3 12167-1-AP	Rabbit Poly	ELISA, FC, IF, IP, WB
SMAD9	16397-1-AP	Rabbit Poly	ELISA, WB
SMARCB1	20654-1-AP	Rabbit Poly	ELISA, IHC, IP, WB
SMN	7 11708-1-AP	Rabbit Poly	ECLIA, ELISA, IF, IHC, IP, WB
SMN	20451-1-AP	Rabbit Poly	ELISA, IF, IHC, IP, WB
SMN (Human, Mouse, Rat)	60154-2-Ig	Mouse Mono	ELISA, WB
SMN (Human-Specific)	60154-1-Ig	Mouse Mono	ELISA, IF, IHC, IP, WB
smooth muscle actin specific	4 55135-1-AP	Rabbit Poly	ELISA, IHC, WB
Somatostatin-Specific	17512-1-AP	Rabbit Poly	ELISA, IHC, WB
Sortilin	12369-1-AP	Rabbit Poly	ELISA, FC, IHC, IP, WB
SPA17	13367-1-AP	Rabbit Poly	ELISA, IHC, IP, WB
SPARC	7 15274-1-AP	Rabbit Poly	ELISA, IF, IHC, WB
SRC	9 11097-1-AP	Rabbit Poly	ELISA, FC, IF, IHC, IP, WB
SSX4	15876-1-AP	Rabbit Poly	ELISA, IHC, WB
SSX5	12401-1-AP	Rabbit Poly	ELISA, WB
ST5	12893-1-AP	Rabbit Poly	ELISA, WB
ST6GAL1	14355-1-AP	Rabbit Poly	ELISA, IHC, IP, WB
ST7	11945-1-AP	Rabbit Poly	ELISA, IHC, IP, WB
ST7L	17567-1-AP	Rabbit Poly	ELISA, IP, WB
STAT3	11 10253-2-AP	Rabbit Poly	ChIP, ELISA, FC, IF, IHC, IP, WB
STAT3	60199-1-Ig	Mouse Mono	ELISA, IF, IHC, IP, WB
STAT6	51073-1-AP	Rabbit Poly	ELISA, IHC, WB
STAT6	10257-1-AP	Rabbit Poly	ELISA, IHC, WB
STK36	12559-1-AP	Rabbit Poly	ELISA, IF, IHC, IP, WB
STOML2	24 10348-1-AP	Rabbit Poly	ELISA, IF, IHC, IP, WB
STOML2	2 60052-1-Ig	Mouse Mono	ELISA, IHC, IP, WB
SUFU	10836-1-AP	Rabbit Poly	ELISA, IF, IHC













Antibody Name	Cat. No.	Type	Applications
Surfactant protein D	11839-1-AP	Rabbit Poly	ELISA, IHC, IP
SURVIVIN	14 10508-1-AP	Rabbit Poly	ELISA, IF, IHC, IP, WB
SURVIVIN-specific	19119-1-AP	Rabbit Poly	ELISA, IF, IHC
Synaptophysin	3 17785-1-AP	Rabbit Poly	ELISA, IF, IHC, IP, WB
Synaptophysin	60191-1-Ig	Mouse Mono	ELISA, IF, WB
SYNPO2L	21480-1-AP	Rabbit Poly	ELISA, IF, WB
TACC1	13862-1-AP	Rabbit Poly	ELISA, IF, WB
TACC2	11407-1-AP	Rabbit Poly	ELISA, IF, IHC, WB
TAF15	24235-1-AP	Rabbit Poly	ELISA, IF, IHC, WB
TAL1	55317-1-AP	Rabbit Poly	ELISA, IP, WB
TBC1D22A	18332-1-AP	Rabbit Poly	ELISA, IF, IHC, WB
TBC1D23	17002-1-AP	Rabbit Poly	ELISA, IHC, IP, WB
TBC1D5	17078-1-AP	Rabbit Poly	ELISA, IF, IHC, IP, WB
TCTN3	16085-1-AP	Rabbit Poly	ELISA, IF, IHC, IP, WB
TDP-43	757 10782-2-AP	Rabbit Poly	ChIP, CoIP, ELISA, FC, IF, IHC, IP, RIP, WB
TDP-43	50 12892-1-AP	Rabbit Poly	ELISA, IF, IHC, IP, WB
TDP-43	36 60019-2-Ig	Mouse Mono	ELISA, FC, IF, IHC, IP, WB
TDP-43	18280-1-AP	Rabbit Poly	ELISA, FC, IF, IHC, IP, WB
TEKT2	13518-1-AP	Rabbit Poly	ELISA, IHC, WB
TEM1	2 18160-1-AP	Rabbit Poly	ELISA, FC, IF, IHC, WB
TEM8	15091-1-AP	Rabbit Poly	ELISA, IF, IHC, WB
TES	10258-1-AP	Rabbit Poly	ELISA, IF, IP, WB
TFAP2A, AP-2	2 13019-3-AP	Rabbit Poly	ChIP, ELISA, WB
TFAP2B	13183-1-AP	Rabbit Poly	ELISA, IP, WB
TFAP2C	14572-1-AP	Rabbit Poly	ELISA, FC, IHC, IP, WB
TFE3	14480-1-AP	Rabbit Poly	ELISA, IP, WB
TGFBI/BIGH3	29 10188-1-AP	Rabbit Poly	ELISA, FC, IF, IHC, IP, WB
TGFBI/BIGH3	4 60007-1-Ig	Mouse Mono	ELISA, IHC, IP, WB
THEM2	16782-1-AP	Rabbit Poly	ELISA, IF, IHC, WB
Thrombomodulin	14318-1-AP	Rabbit Poly	ELISA, FC, IHC, WB

00 This number shows the amount of times our antibody has been cited in a publication.

Thrombospondin-1
 → β -ENaC

 More validation images available on our website. 


Antibody Name	Cat. No.	Type	Applications
Thrombospondin-1	 18304-1-AP	Rabbit Poly	ELISA, IF, IHC, IP, WB
Thymidylate synthase	 15047-1-AP	Rabbit Poly	ELISA, IF, IHC, IP, WB
Thyroglobulin	 21714-1-AP	Rabbit Poly	ELISA, IHC, WB
Thyroglobulin	60272-1-Ig	Mouse Mono	ELISA, IHC, WB
TIA1	 12133-2-AP	Rabbit Poly	ELISA, IF, IHC, IP, WB
TIMP1	 10753-1-AP	Rabbit Poly	ELISA, IF, IHC, WB
TK1	15691-1-AP	Rabbit Poly	ELISA, IF, IHC, IP, WB
TLE1	11284-1-AP	Rabbit Poly	ELISA, IF, IHC, WB
TMEFF2	11928-1-AP	Rabbit Poly	ELISA, IHC, WB
TMEM16A/DOG1	12652-1-AP	Rabbit Poly	ELISA, IF, IHC
TMS1	 10500-1-AP	Rabbit Poly	ELISA, IHC, IP, WB
TNS3	20053-1-AP	Rabbit Poly	ELISA, WB
TP53	21891-1-AP	Rabbit Poly	ELISA, IF, IHC, IP, WB
tPA	 10147-1-AP	Rabbit Poly	ELISA, IHC, IP, WB
TRAF1	11543-1-AP	Rabbit Poly	ELISA, WB
Transferrin	66171-1-Ig	Mouse Mono	ELISA, IHC, WB
Transferrin receptor/CD71	 10084-2-AP	Rabbit Poly	ELISA, IF, IHC, IP, WB
transgelin/SM22	 10493-1-AP	Rabbit Poly	ELISA, FC, IF, IHC, WB
transgelin/SM22	60213-1-Ig	Mouse Mono	ELISA, IHC, WB
transgelin/SM22-specific	15502-1-AP	Rabbit Poly	ELISA, IHC, WB
Trefoil factor 1	 13734-1-AP	Rabbit Poly	ELISA, IF, IHC, WB
TRIM27	 12205-1-AP	Rabbit Poly	ELISA, IF, IHC, IP, WB
TRIM32	 10326-1-AP	Rabbit Poly	ELISA, IF, IHC, WB
TRPV6	13411-1-AP	Rabbit Poly	ELISA, IF, IP, WB
TSHR	14450-1-AP	Rabbit Poly	ELISA, WB
TSPAN10	14430-1-AP	Rabbit Poly	ELISA, IF, WB
TSSC4	14531-1-AP	Rabbit Poly	ELISA, IF, IHC, WB
TTF1	66034-1-Ig	Mouse Mono	ELISA, IHC, WB
TXNDC3	13586-1-AP	Rabbit Poly	ELISA, IP, WB
UCHL1/PGP9.5	 14730-1-AP	Rabbit Poly	ELISA, IF, IHC, IP, WB

Antibody Name	Cat. No.	Type	Applications
UHRF1	21402-1-AP	Rabbit Poly	ELISA, IF, IP, WB
ULBP1	17715-1-AP	Rabbit Poly	ELISA, IHC, WB
ULBP2	13133-1-AP	Rabbit Poly	ELISA, WB
uPA	 17968-1-AP	Rabbit Poly	ELISA, IF, IHC, IP, WB
Uromodulin	11911-1-AP	Rabbit Poly	ELISA, IHC, IP, WB
VAV1	 16364-1-AP	Rabbit Poly	ELISA, IHC, IP, WB
VAV2	21924-1-AP	Rabbit Poly	ELISA, IF, IHC, IP, WB
VCAM-1	 11444-1-AP	Rabbit Poly	ELISA, FC, IF, IHC, WB
VCP	 10736-1-AP	Rabbit Poly	ELISA, IF, IHC, IP, WB
VCP	60316-1-Ig	Mouse Mono	ELISA, IF, IHC, WB
VEGF	 19003-1-AP	Rabbit Poly	ELISA, IF, IHC, IP, WB
VHL	16538-1-AP	Rabbit Poly	ELISA, IF, IHC
Villin	66096-1-Ig	Mouse Mono	ELISA, IF, IHC, IP, WB
Villin	 16488-1-AP	Rabbit Poly	ELISA, IF, IHC, IP, WB
Vimentin	 10366-1-AP	Rabbit Poly	ELISA, FC, IF, IHC, WB
Vimentin	22031-1-AP	Rabbit Poly	ELISA, WB
VWF, VWFpp	 11778-1-AP	Rabbit Poly	ELISA, IF, IHC, WB
WDR19/IFT144	 13647-1-AP	Rabbit Poly	ELISA, IF, IHC, IP, WB
WT1	12609-1-AP	Rabbit Poly	ELISA, IP, WB
WTAP	 60188-1-Ig	Mouse Mono	ELISA, IF, IHC, WB, WB (siRNA)
WTAP	10200-1-AP	Rabbit Poly	ELISA, IF, IP, WB
XIAP	 10037-1-Ig	Rabbit Poly	ELISA, IF, IHC, WB
XIAP	23453-1-AP	Rabbit Poly	ELISA, WB
YES1-Specific	20243-1-AP	Rabbit Poly	ELISA, IHC, IP, WB
ZAP70	22207-1-AP	Rabbit Poly	ELISA, FC, IF, IHC, IP, WB
β -ENaC	 14134-1-AP	Rabbit Poly	ELISA, IHC, WB

CONTACT US

Proteintech Group
US Head Office

PHONE 1 (888) 4PTGLAB
(1-888-478-4522)
(toll free in USA),
or 1(312) 455-8498
(outside USA)

FAX 1 (312) 455-8408

ADDRESS Proteintech Group, Inc.
5400 Pearl Street, Suite 300,
Rosemont, IL 60018, USA

EMAIL proteintech@ptglab.com

Proteintech Europe
United Kingdom

PHONE +44 (161) 8393007

FAX +44 (161) 2413103

ADDRESS Proteintech Europe, Ltd.
4th Floor,
196 Deansgate,
Manchester, M3 3WF

EMAIL europe@ptglab.com

Proteintech Europe
Germany

EMAIL germany@ptglab.com

Sales and technical support only.

Proteintech
China Office

PHONE 027-87531629
or 4006-900-926

FAX 027-87531627

ADDRESS Wuhan Sanying Biotechnologies
D3-3, No.666 Gaoxin Avenue,
Wuhan East Lake Hi-tech Development Zone
Wuhan, Hubei, P.R.C

EMAIL service@ptglab.com

Support

Available 24 hours via Live Chat and 9-5 (CDT) via phone.

Email support also available.

LIVE CHAT
www.ptglab.com

TWITTER
[@proteintech](https://twitter.com/proteintech)

BLOG
www.ptglab.com/news/blog

YOUTUBE
www.youtube.com/Proteintech



We are ISO 9001 and
ISO 13485 accredited.

