

Allgemeine Informationen

Katalog-Nr.: 13934-1-AP	GenBank-Zugangsnummer: BC028132	Reinigungsmethode: Antigen-Affinitätsreinigung
Größe: 150ul , Konzentration: 350 µg/ml von Nanodrop und 233 µg/ml durch die Bradford-Methode mit BSA als Standard;	GeneID (NCBI): 144699	Empfohlene Verdünnungen: WB 1:500-1:1000 IHC 1:20-1:200 IF 1:20-1:200
Wirt: Kaninchen	Vollständiger Name: F-box and leucine-rich repeat protein 14	
Isotyp: IgG	Berechnete Masse: 418 aa, 46 kDa	
Immunogen Katalognummer: AG4975	Beobachtete Masse: 46 kDa	

Anwendungen

Geprüfte Anwendungen: IF, IHC, WB, ELISA	Positivkontrollen: WB : HepG2-Zellen, IHC : humanes Lebergewebe, IF : HepG2-Zellen,
In Publikationen genannte Anwendungen: WB	
Getestete Reaktivität: Human, Maus, Ratte	
Zitierte Arten: Human, Maus	

Hinweis-IHC: Antigenmaskierung mit TE-Puffer pH 9,0 empfohlen. (*) Wahlweise kann die Antigenmaskierung auch mit Citratpuffer pH 6,0 erfolgen.

Hintergrundinformationen

FBXL14(F-box/LRR-repeat protein 14) is also named as FBL14 and belongs to the F-box protein family, which are characterized by an approximately 40-amino acid F-box motif. It is part of a SCF (SKP1-cullin-F-box) ubiquitin-protein ligase complex. SNAIL1 is an unstable transcription factor that is phosphorylated by GSK3-beta in the nucleus, which triggers its nuclear export and subsequent ubiquitination and proteasomal degradation. FBXL14 is directed ubiquitination and degradation of SNAIL1 in human and mouse cell lines(PMID:19955572).

Bemerkenswerte Veröffentlichungen

Verfasser	Pubmed ID	Journal	Anwendung
Christopher Noyes	36653474	Commun Biol	WB
Y Liu	25654763	Cell Death Dis	WB

Lagerung

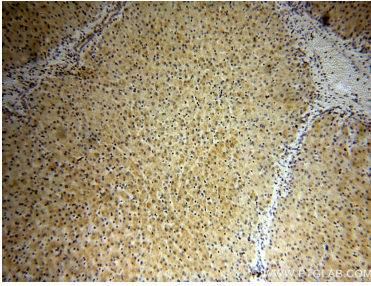
Lagerungsbedingungen:
Bei -20°C lagern. Nach dem Versand ein Jahr lang stabil
Lagerungspuffer:
PBS mit 0.02% Natriumazid und 50% Glycerin pH 7.3.
Aliquotieren ist nicht notwendig bei -20°C Lagerung

*** 20ul-Größen enthalten 0.1% BSA

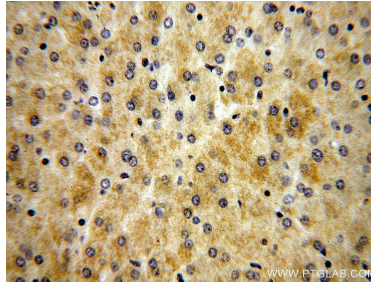
For technical support and original validation data for this product please contact:
T: 1 (888) 4PTGLAB (1-888-478-4522) (toll free in USA), or 1(312) 455-8498 (outside USA)
E: proteintech@ptglab.com
W: ptglab.com

This product is exclusively available under Proteintech Group brand and is not available to purchase from any other manufacturer.


Ausgewählte Validierungsdaten



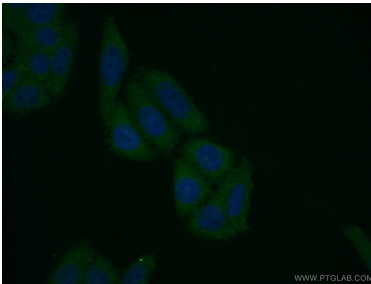
Immunohistochemical analysis of paraffin-embedded human liver using 13934-1-AP (FBXL14 antibody) at dilution of 1:50 (under 10x lens).



Immunohistochemical analysis of paraffin-embedded human liver using 13934-1-AP (FBXL14 antibody) at dilution of 1:50 (under 40x lens).



HepG2 cells were subjected to SDS PAGE followed by western blot with 13934-1-AP (FBXL14 Antibody) at dilution of 1:600 incubated at room temperature for 1.5 hours.



Immunofluorescent analysis of (10% Formaldehyde) fixed HepG2 cells using 13934-1-AP (FBXL14 antibody) at dilution of 1:50 and Alexa Fluor 488-conjugated AffiniPure Goat Anti-Rabbit IgG(H+L).