

For Research Use Only.
Not For Use In Diagnostics.

Fluorescein (FITC)-conjugated Goat Anti-Rat IgG(H+L)

Catalog Number:SA00003-11



www.ptglab.com

Information

Catalog Number:

SA00003-11

Host:

Goat

Applications:

IF, FC

Reactivity:

Rat

Physical State:

Liquid

Conjugation:

FITC

Clonality:

Polyclonal

Recommended Dilutions

1:20-1:100 for most applications

Preservative

0.02% Sodium Azide

Fluorophore

Fluorescein-5-isothiocyanate (FITC) $A_{max}=492nm$; $E_{max}=520nm$

Fluorophore Protein

8.8 μ g/mg; 3.3 moles FITC per mole IgG

Stabilizer

5 mg/ml BSA

Storage

Storage:

Store at -20°C. Stable for one year after shipment.

Storage Buffer:

0.01 M Sodium phosphate, 0.25 M NaCl, 50% glycerol, 5 mg/ml BSA, 0.02% Sodium Azide, pH 7.6.

Aliquoting is unnecessary for -20°C storage

Purity

The antibody was purified from antisera by immunoaffinity chromatography using antigens coupled to agarose beads.

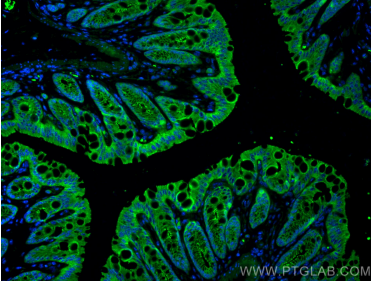
For technical support and original validation data for this product please contact:

T: 1 (888) 4PTGLAB
(1-888-478-4522)
(toll free in USA),
or 1(312) 455-8498
(outside USA)

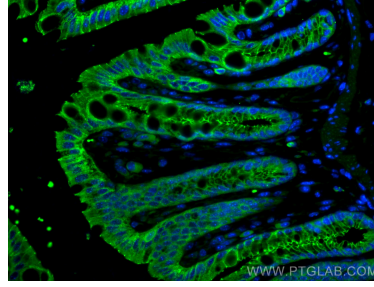
E : proteintech@ptglab.com
W: ptglab.com

This product is exclusively available under Proteintech Group brand and is not available to purchase from any other manufacturer.

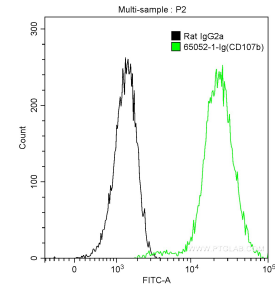
Selected Validation Data



Immunofluorescent analysis of (4% PFA) fixed paraffin-embedded mouse colon tissue using CD324 (E-cadherin) antibody (65241-1-Ig, Clone: DECMA-1) at dilution of 1:100 and Fluorescein (FITC)-conjugated Goat Anti-Rat IgG(H+L) SA00003-11. Heat mediated antigen retrieval with Tris-EDTA buffer (pH 9.0).



Immunofluorescent analysis of (4% PFA) fixed paraffin-embedded mouse colon tissue using CD324 (E-cadherin) antibody (65241-1-Ig, Clone: DECMA-1) at dilution of 1:100 and Fluorescein (FITC)-conjugated Goat Anti-Rat IgG(H+L) SA00003-11. Heat mediated antigen retrieval with Tris-EDTA buffer (pH 9.0).



1X10⁶ NIH/3T3 cells were intracellularly stained with 0.5 ug Anti-Mouse CD107b (65052-1-Ig, Clone:ABL-93) and Fluorescein (FITC)-conjugated Goat Anti-Rat IgG(H+L) (SA00003-11) at dilution 1:50 (green), and 0.5 ug Control Antibody. Cells were fixed with 90% MeOH.