

# FlexAble CoraLite® Plus 594 Antibody Labeling Kit for Mouse IgG2a

Catalog Number: KFA049

## Description

Product name	FlexAble CoraLite® Plus 594 Antibody Labeling Kit for Mouse IgG2a
Assay type	Antibody labeling
Tested applications	IF, FC, WB
Species Reactivity	Mouse IgG2a
Antibody amount per labeling reaction	0.5 µg antibody
Conjugate	CoraLite® Plus 594
Excitation / Emission maxima wavelengths	588 nm / 604 nm

## Product Information

Component	10 rxns	50 rxns	4×50 rxns
CoraLite® Plus 594 FlexLinker for Mouse IgG2a	10 µL	50 µL	4×50 µL
FlexQuencher for Mouse IgG2a	20 µL	100 µL	4×100 µL
FlexBuffer	100 µL	500 µL	4×500 µL

## Package

10rxn, 50rxn, 200rxn ( 4x 50rxn)

## Storage

Store for 1 year at -20°C or for 6 months at +4°C upon receipt. Avoid exposure to light.

## Others

Q: What are the FlexLinker, FlexQuencher and FlexBuffer?

A: The FlexLinker is a small polypeptide to which dyes are covalently conjugated that can label unconjugated primary antibodies. The FlexQuencher is an Fc-containing fragment that neutralizes the excess FlexLinker. The FlexBuffer is a PBS-based buffer.

Q: What is the largest quantity I can label?

A: With a standard kit size (50 reactions), you can label 25 µg of one antibody or up to 50 different antibodies. You can easily scale up the antibody amount per labeling approach.

Q: What is the lowest concentration of my primary antibody that I can use?

A: Our protocol uses 0.5 µg of primary antibody in 7 µL, which ends up at 0.07 mg/mL. If the concentration of your antibody is lower, you can also use a larger volume than 7 µL.

Q: Can I label primary antibodies stored in BSA, glycerol, Tris buffer and/or preservatives?

A: Yes, FlexAble Antibody Labeling Kits have been validated with carriers and amine buffers. Neither BSA nor amine buffers, in any chosen concentration, interfere with the labeling. 50% glycerol as well as preservatives like sodium azide are also compatible with the kit.

Q: How many different primary antibodies can I label with one kit?

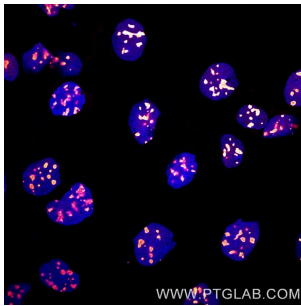
A: You can label up to 50 different antibodies with our FlexAble 50 rxn Kit, and up to 10 antibodies with our FlexAble 10 rxn Kit.

Q: Will I observe cross-reactivity/leaking when I use two FlexAble-labeled antibodies from the same species during multiplexing?

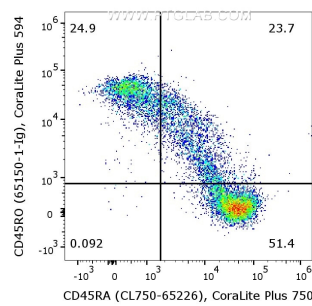
A: FlexAble labels primary antibodies with a high affinity FlexLinker. Dissociation of FlexLinker from one antibody and association to another antibody is rare. If you observe leaking, we recommend adding more FlexQuencher to remove unbound FlexLinker, or you can try sequential staining of the labeled antibodies.

[More FAQs](#)

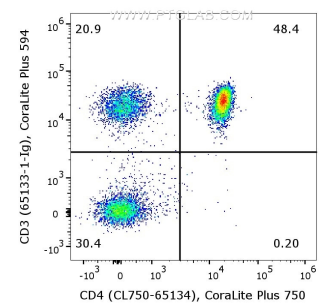
## Validation Data



Immunofluorescence of A431 cells: PFA-fixed cells were stained with anti-GNL3 (67169-1-Ig) labeled with FlexAble CoraLite® Plus 594 Kit (KFA049, orange) and DAPI (blue). Confocal images were acquired with a 63x oil objective and post-processed. Images were recorded at the Core Facility Bioimaging at the Biomedical Center, LMU.. Munich.



Flow cytometry of PBMCs.  $1 \times 10^6$  human peripheral blood mononuclear cells (PBMCs) were stained with anti-CD45RO (clone UCHL1, 65150-1-Ig) labeled with FlexAble CoraLite® Plus 594 Kit (KFA049) and co-stained anti-CD45RA (CL750-65226) antibody. Cells are not fixed.



Flow cytometry of PBMCs.  $1 \times 10^6$  human peripheral blood mononuclear cells (PBMCs) were stained with anti-CD3 (clone OKT3, 65133-1-Ig) labeled with FlexAble CoraLite® Plus 594 Kit (KFA049) and anti-CD4 (CL750-65134). Cells are not fixed.

For technical support and original validation data for this product please contact

T: 1 (888) 4PTGLAB(1-888-478-4522)(toll free in USA), or  
1(312) 455-8498(outside USA)

E: [proteintech@ptglab.com](mailto:proteintech@ptglab.com)  
W: [ptglab.com](http://ptglab.com)

This product is exclusively available under  
Proteintech Group brand and is not available  
to purchase from any other manufacturer.