

For Research Use Only

ORAI1 Polyclonal antibody

Catalog Number: 28411-1-AP

Featured Product

6 Publications



Basic Information

Catalog Number: 28411-1-AP	GenBank Accession Number: BC015369	Purification Method: Antigen affinity purification
Size: 150ul , Concentration: 300 ug/ml by Nanodrop;	GeneID (NCBI): 84876	Recommended Dilutions: WB 1:500-1:1000 IHC 1:50-1:500
Source: Rabbit	UNIPROT ID: Q96D31	
Isotype: IgG	Full Name: ORAI calcium release-activated calcium modulator 1	
Immunogen Catalog Number: AG29234	Calculated MW: 301 aa, 33 kDa	
	Observed MW: 45-55 kDa	

Applications

Tested Applications: WB, IHC, ELISA	Positive Controls: WB : MDA-MB-453s cells, MCF-7 cells
Cited Applications: WB, IF	IHC : mouse testis tissue,
Species Specificity: Human, mouse	
Cited Species: human, mouse, bovine	

Note-IHC: suggested antigen retrieval with TE buffer pH 9.0; (*) Alternatively, antigen retrieval may be performed with citrate buffer pH 6.0

Background Information

Store-operated calcium channels (SOCs) play essential functions in various physiological processes. ORAI1 is a complex glycosylated protein, it exists in several molecular weight forms: a theoretical molecular weight of 32.7 kDa of the unmodified protein and two major glycosylated proteins of ~43 kDa and ~50 kDa (PMID: 22318387). Human patients with a severe combined immunodeficiency (SCID) syndrome possess point mutations in Orai1 gene.

Notable Publications

Author	Pubmed ID	Journal	Application
Qingjie Kang	34055617	Front Oncol	WB
Ming Li	34100951	J Anim Sci	IF
Cheng-Shun Zhang	34102196	Life Sci	WB,IF

Storage

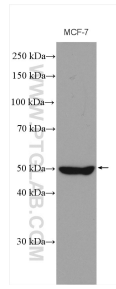
Storage:
Store at -20°C. Stable for one year after shipment.
Storage Buffer:
PBS with 0.02% sodium azide and 50% glycerol pH 7.3.
Aliquoting is unnecessary for -20°C storage

*** 20ul sizes contain 0.1% BSA

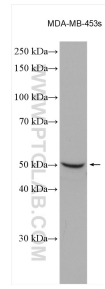
For technical support and original validation data for this product please contact:
T: 1 (888) 4PTGLAB (1-888-478-4522) (toll free in USA), or 1(312) 455-8498 (outside USA)
E: proteintech@ptglab.com
W: ptglab.com

This product is exclusively available under Proteintech Group brand and is not available to purchase from any other manufacturer.

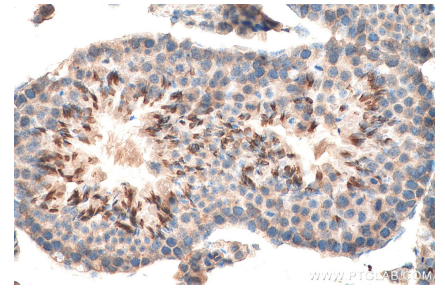
Selected Validation Data



MCF-7 cells were subjected to SDS PAGE followed by western blot with 28411-1-AP (ORAI1 antibody) at dilution of 1:600 incubated at room temperature for 1.5 hours.



MDA-MB-453s cells were subjected to SDS PAGE followed by western blot with 28411-1-AP (ORAI1 antibody) at dilution of 1:500 incubated at room temperature for 1.5 hours.



Immunohistochemical analysis of paraffin-embedded mouse testis tissue slide using 28411-1-AP (ORAI1 antibody) at dilution of 1:200 (under 40x lens). Heat mediated antigen retrieval with Tris-EDTA buffer (pH 9.0).