

For Research Use Only

HSD17B1 Polyclonal antibody

Catalog Number: 27830-1-AP



Basic Information

Catalog Number: 27830-1-AP	GenBank Accession Number: BC104752	Purification Method: Antigen affinity purification
Size: 150ul, Concentration: 300 µg/ml by Nanodrop and 200 µg/ml by Bradford method using BSA as the standard;	GeneID (NCBI): 3292	Recommended Dilutions: WB 1:1000-1:4000 IHC 1:500-1:2000
Source: Rabbit	UNIPROT ID: P14061	
Isotype: IgG	Full Name: hydroxysteroid (17-beta) dehydrogenase 1	
Immunogen Catalog Number: AG27213	Calculated MW: 328 aa, 35 kDa	
	Observed MW: 35 kDa	

Applications

Tested Applications:

WB, IHC, ELISA

Species Specificity:

Human

Note-IHC: suggested antigen retrieval with TE buffer pH 9.0; (*) Alternatively, antigen retrieval may be performed with citrate buffer pH 6.0

Positive Controls:

WB: human placenta tissue,

IHC: human placenta tissue,

Storage

Storage:

Store at -20°C. Stable for one year after shipment.

Storage Buffer:

PBS with 0.02% sodium azide and 50% glycerol pH 7.3.

Aliquoting is unnecessary for -20°C storage

*** 20ul sizes contain 0.1% BSA


For technical support and original validation data for this product please contact:

T: 1 (888) 4PTGLAB (1-888-478-4522) (toll free in USA), or 1(312) 455-8498 (outside USA)

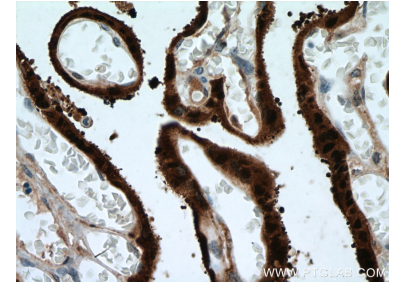
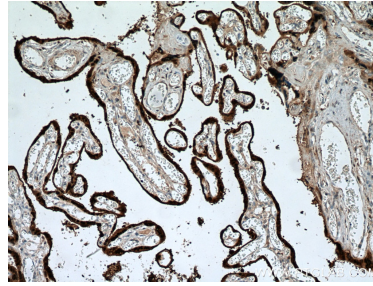
E: proteintech@ptglab.com
W: ptglab.com

This product is exclusively available under Proteintech Group brand and is not available to purchase from any other manufacturer.

Selected Validation Data



human placenta tissue were subjected to SDS PAGE followed by western blot with 27830-1-AP (HSD17B1 antibody) at dilution of 1:2000 incubated at room temperature for 1.5 hours.



Immunohistochemical analysis of paraffin-embedded human placenta tissue slide using 27830-1-AP (HSD17B1 antibody) at dilution of 1:1000 (under 40x lens. Heat mediated antigen retrieval with Tris-EDTA buffer (pH 9.0).