

For Research Use Only

# TMEM85 Polyclonal antibody

Catalog Number: 27708-1-AP **3 Publications**



## Basic Information

<b>Catalog Number:</b> 27708-1-AP	<b>GenBank Accession Number:</b> BC002583	<b>Purification Method:</b> Antigen affinity purification
<b>Size:</b> 150ul, Concentration: 400 ug/ml by Nanodrop and 200 ug/ml by Bradford method using BSA as the standard;	<b>GeneID (NCBI):</b> 51234	<b>Recommended Dilutions:</b> WB 1:1000-1:4000 IHC 1:50-1:500
<b>Source:</b> Rabbit	<b>UNIPROT ID:</b> Q5J8M3	
<b>Isotype:</b> IgG	<b>Full Name:</b> transmembrane protein 85	
<b>Immunogen Catalog Number:</b> AG26785	<b>Observed MW:</b> 20 kDa	

## Applications

<b>Tested Applications:</b> WB, IHC, ELISA	<b>Positive Controls:</b> WB : HEK-293 cells, HepG2 cells, mouse heart tissue, rat heart tissue IHC : human brain tissue,
<b>Cited Applications:</b> WB	
<b>Species Specificity:</b> Human, Mouse, rat	
<b>Cited Species:</b> human	
<b>Note-IHC: suggested antigen retrieval with TE buffer pH 9.0; (*) Alternatively, antigen retrieval may be performed with citrate buffer pH 6.0</b>	

## Notable Publications

Author	Pubmed ID	Journal	Application
Tino Pleiner	33964204	Mol Cell	WB
Katharine R Page	38076791	bioRxiv	WB
Tino Pleiner	37199759	J Cell Biol	WB

## Storage


**Storage:**  
Store at -20°C. Stable for one year after shipment.  
**Storage Buffer:**  
PBS with 0.02% sodium azide and 50% glycerol pH 7.3.  
Aliquoting is unnecessary for -20°C storage

\*\*\* 20ul sizes contain 0.1% BSA

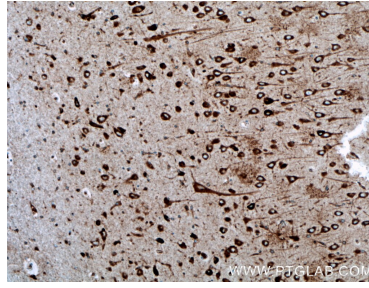
For technical support and original validation data for this product please contact:  
T: 1 (888) 4PTGLAB (1-888-478-4522) (toll free in USA), or 1(312) 455-8498 (outside USA)  
E: proteintech@ptglab.com  
W: ptglab.com

This product is exclusively available under Proteintech Group brand and is not available to purchase from any other manufacturer.

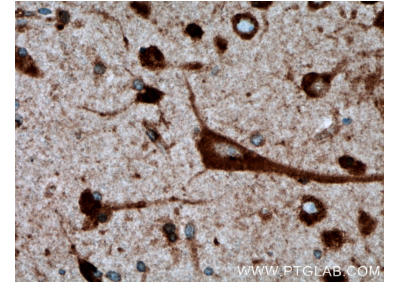
## Selected Validation Data



Various lysates were subjected to SDS PAGE followed by western blot with 27708-1-AP (TMEM85 antibody) at dilution of 1:2000 incubated at room temperature for 1.5 hours.



Immunohistochemical analysis of paraffin-embedded human brain tissue slide using 27708-1-AP (TMEM85 antibody) at dilution of 1:200 (under 10x lens). Heat mediated antigen retrieval with Tris-EDTA buffer (pH 9.0).



Immunohistochemical analysis of paraffin-embedded human brain tissue slide using 27708-1-AP (TMEM85 antibody) at dilution of 1:200 (under 40x lens). Heat mediated antigen retrieval with Tris-EDTA buffer (pH 9.0).