

For Research Use Only

TXNL4A Polyclonal antibody

Catalog Number: 27646-1-AP

Featured Product

1 Publications



Basic Information

Catalog Number:

27646-1-AP

Size:

150ul, Concentration: 750 µg/ml by Nanodrop and 400 µg/ml by Bradford method using BSA as the standard;

Source:

Rabbit

Isotype:

IgG

Immunogen Catalog Number:

AG26473

GenBank Accession Number:

BC001046

GeneID (NCBI):

10907

UNIPROT ID:

P83876

Full Name:

thioredoxin-like 4A

Calculated MW:

142 aa, 17 kDa

Observed MW:

14-20 kDa

Purification Method:

Antigen affinity purification

Recommended Dilutions:

WB 1:1000-1:6000

IF/ICC 1:50-1:500

Applications

Tested Applications:

WB, IF, ELISA

Cited Applications:

WB

Species Specificity:

Human

Cited Species:

human

Positive Controls:

WB : HEK-293 cells, PC-3 cells, L02 cells, HepG2 cells

IF/ICC : HepG2 cells,

Notable Publications

Author	Pubmed ID	Journal	Application
Sarah Schneider	38467877	Nat Struct Mol Biol	WB

Storage

Storage:

Store at -20°C. Stable for one year after shipment.

Storage Buffer:

PBS with 0.02% sodium azide and 50% glycerol pH 7.3.

Aliquoting is unnecessary for -20°C storage

*** 20ul sizes contain 0.1% BSA

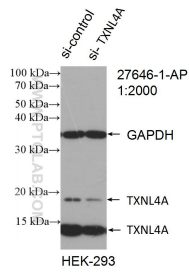
For technical support and original validation data for this product please contact:

T: 1 (888) 4PTGLAB (1-888-478-4522) (toll free in USA), or 1(312) 455-8498 (outside USA)

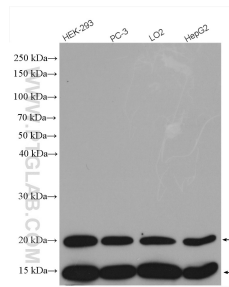
E: proteintech@ptglab.com
W: ptglab.com

This product is exclusively available under Proteintech Group brand and is not available to purchase from any other manufacturer.

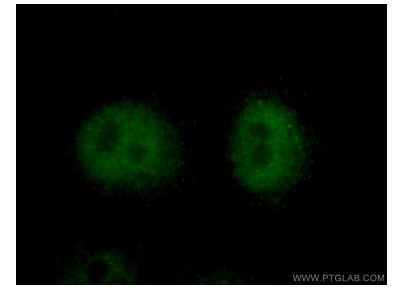
Selected Validation Data



WB result of TXNL4A antibody (27646-1-AP; 1:2000; incubated at room temperature for 1.5 hours) with sh-Control and sh-TXNL4A transfected HEK-293 cells.



Various lysates were subjected to SDS PAGE followed by western blot with 27646-1-AP (TXNL4A antibody) at dilution of 1:3000 incubated at room temperature for 1.5 hours.



Immunofluorescent analysis of (4% PFA) fixed HepG2 cells using 27646-1-AP (TXNL4A antibody) at dilution of 1:50 and Alexa Fluor 488-Conjugated AffiniPure Goat Anti-Rabbit IgG(H+L).