

For Research Use Only

# PLCG2 Polyclonal antibody

Catalog Number: 27173-1-AP



## Basic Information

<b>Catalog Number:</b> 27173-1-AP	<b>GenBank Accession Number:</b> BC007565	<b>Purification Method:</b> Antigen affinity purification
<b>Size:</b> 150ul , Concentration: 1000 µg/ml by Nanodrop and 400 µg/ml by Bradford method using BSA as the standard;	<b>GeneID (NCBI):</b> 5336	<b>Recommended Dilutions:</b> WB 1:2000-1:8000 IHC 1:50-1:500
<b>Source:</b> Rabbit	<b>Full Name:</b> phospholipase C, gamma 2 (phosphatidylinositol-specific)	
<b>Isotype:</b> IgG	<b>Calculated MW:</b> 148 kDa	
<b>Immunogen Catalog Number:</b> AG25847	<b>Observed MW:</b> 148 kDa	

## Applications

<b>Tested Applications:</b> IHC, WB, ELISA	<b>Positive Controls:</b> WB : Daudi cells, Raji cells, Ramos cells
<b>Species Specificity:</b> human	<b>IHC :</b> human tonsillitis tissue,

**Note-IHC: suggested antigen retrieval with TE buffer pH 9.0; (\*) Alternatively, antigen retrieval may be performed with citrate buffer pH 6.0**

## Background Information

### Storage

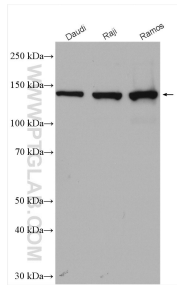
**Storage:**  
Store at -20°C. Stable for one year after shipment.  
**Storage Buffer:**  
PBS with 0.02% sodium azide and 50% glycerol pH 7.3.  
Aliquoting is unnecessary for -20°C storage

\*\*\* 20ul sizes contain 0.1% BSA

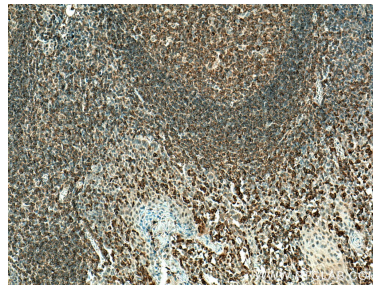
For technical support and original validation data for this product please contact:  
T: 1 (888) 4PTGLAB (1-888-478-4522) (toll free in USA), or 1(312) 455-8498 (outside USA)  
E: proteintech@ptglab.com  
W: ptglab.com

This product is exclusively available under Proteintech Group brand and is not available to purchase from any other manufacturer.

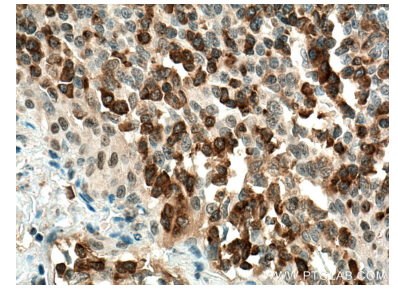
## Selected Validation Data



Various lysates were subjected to SDS PAGE followed by western blot with 27173-1-AP (PLCG2 antibody) at dilution of 1:6000 incubated at room temperature for 1.5 hours.



Immunohistochemical analysis of paraffin-embedded human tonsillitis tissue slide using 27173-1-AP (PLCG2 antibody) at dilution of 1:200 (under 10x lens). Heat mediated antigen retrieval with Tris-EDTA buffer (pH 9.0).



Immunohistochemical analysis of paraffin-embedded human tonsillitis tissue slide using 27173-1-AP (PLCG2 antibody) at dilution of 1:200 (under 40x lens). Heat mediated antigen retrieval with Tris-EDTA buffer (pH 9.0).