

For Research Use Only

UFL1 Polyclonal antibody

Catalog Number: 26087-1-AP

Featured Product

10 Publications



Basic Information

Catalog Number:

26087-1-AP

Size:

150ul, Concentration: 400 µg/ml by Nanodrop and 300 µg/ml by Bradford method using BSA as the standard;

Source:

Rabbit

Isotype:

IgG

Immunogen Catalog Number:

AG23404

GenBank Accession Number:

BC036379

GeneID (NCBI):

23376

UNIPROT ID:

O94874

Full Name:

KIAA0776

Observed MW:

80 kDa; 100 kDa

Purification Method:

Antigen affinity purification

Recommended Dilutions:

WB 1:500-1:1000

IHC 1:200-1:800

Applications

Tested Applications:

WB, IHC, ELISA

Cited Applications:

WB, IHC, IF, IP

Species Specificity:

human, mouse

Cited Species:

human, mouse, bovine

Note-IHC: suggested antigen retrieval with TE buffer pH 9.0; (*) Alternatively, antigen retrieval may be performed with citrate buffer pH 6.0

Positive Controls:

WB : HEK-293T cells,

IHC : mouse liver tissue,

Notable Publications

Author	Pubmed ID	Journal	Application
Meiqian Kuang	31721015	Cell Stress Chaperones	WB,IHC,IF
Chengmin Li	31078114	Mol Immunol	WB
Meiqian Kuang	32655766	Oxid Med Cell Longev	WB,IF

Storage

Storage:

Store at -20°C. Stable for one year after shipment.

Storage Buffer:

PBS with 0.02% sodium azide and 50% glycerol pH 7.3.

Aliquoting is unnecessary for -20°C storage

*** 20ul sizes contain 0.1% BSA

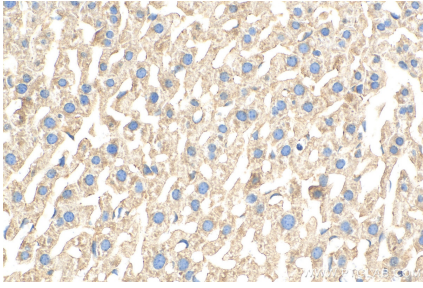
For technical support and original validation data for this product please contact:

T: 1 (888) 4PTGLAB (1-888-478-4522) (toll free in USA), or 1(312) 455-8498 (outside USA)

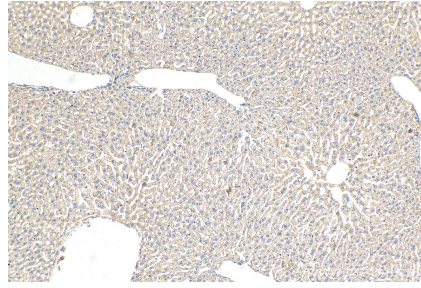
E: proteintech@ptglab.com
W: ptglab.com

This product is exclusively available under Proteintech Group brand and is not available to purchase from any other manufacturer.


Selected Validation Data



Immunohistochemical analysis of paraffin-embedded mouse liver tissue slide using 26087-1-AP (UFL1 antibody) at dilution of 1:400 (under 10x lens). Heat mediated antigen retrieval with Tris-EDTA buffer (pH 9.0).



Immunohistochemical analysis of paraffin-embedded mouse liver tissue slide using 26087-1-AP (UFL1 antibody) at dilution of 1:400 (under 40x lens). Heat mediated antigen retrieval with Tris-EDTA buffer (pH 9.0).



HEK-293T cells were subjected to SDS PAGE followed by western blot with 26087-1-AP (KIAA0776 Antibody) at dilution of 1:600 incubated at room temperature for 1.5 hours.