

For Research Use Only

IRX6 Polyclonal antibody

Catalog Number: 24440-1-AP



Basic Information

Catalog Number: 24440-1-AP	GenBank Accession Number: BC136573	Purification Method: Antigen affinity purification
Size: 150ul , Concentration: 800 µg/ml by Nanodrop;	GeneID (NCBI): 79190	Recommended Dilutions: WB 1:500-1:1000 IHC 1:50-1:500
Source: Rabbit	Full Name: iroquois homeobox 6	
Isotype: IgG	Calculated MW: 446 aa, 48 kDa	
Immunogen Catalog Number: AG19623	Observed MW: 48 kDa	

Applications

Tested Applications: IHC, WB, ELISA	Positive Controls:
Species Specificity: human, mouse	WB : mouse heart tissue, IHC : human colon cancer tissue, mouse heart tissue
Note-IHC: suggested antigen retrieval with TE buffer pH 9.0; (*) Alternatively, antigen retrieval may be performed with citrate buffer pH 6.0	

Background Information

Storage

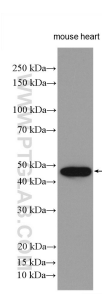
Storage:
Store at -20°C. Stable for one year after shipment.
Storage Buffer:
PBS with 0.02% sodium azide and 50% glycerol pH 7.3.
Aliquoting is unnecessary for -20°C storage

*** 20ul sizes contain 0.1% BSA

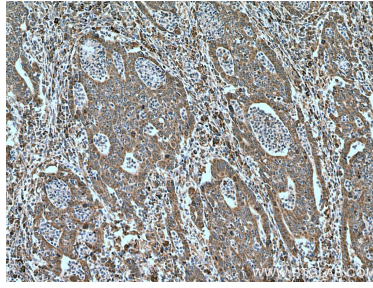
For technical support and original validation data for this product please contact:
T: 1 (888) 4PTGLAB (1-888-478-4522) (toll free in USA), or 1(312) 455-8498 (outside USA) E: proteintech@ptglab.com
W: ptglab.com

This product is exclusively available under Proteintech Group brand and is not available to purchase from any other manufacturer.

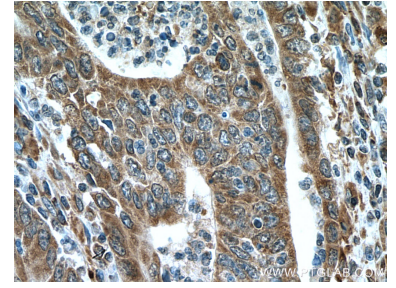
Selected Validation Data



Mouse Heart tissue lysates were subjected to SDS PAGE followed by western blot with 24440-1-AP (IRX6 antibody) at dilution of 1:600 incubated at room temperature for 1.5 hours.



Immunohistochemical analysis of paraffin-embedded human colon cancer tissue slide using 24440-1-AP (IRX6 antibody) at dilution of 1:200 (under 10x lens). Heat mediated antigen retrieval with Tris-EDTA buffer (pH 9.0).



Immunohistochemical analysis of paraffin-embedded human colon cancer tissue slide using 24440-1-AP (IRX6 antibody) at dilution of 1:200 (under 40x lens). Heat mediated antigen retrieval with Tris-EDTA buffer (pH 9.0).